

26,047,200 Shares of Common Stock

INVIVO THERAPEUTICS HOLDINGS CORP.

This prospectus relates to the following offerings by certain of our stockholders and warrant holders, which we refer to as “Selling Securityholders”:

- the resale of up to 12,848,600 shares of common stock purchased in a private placement;
- the resale of up to 12,848,600 shares of common stock that are issuable on exercise of the investor warrants that were acquired in a private placement; and
- the resale of up to 350,000 shares of common stock that are issuable on exercise of the new bridge warrants that were issued to warrant holders in connection with our recent merger.

Holders of the investor warrants and new bridge warrants may currently purchase one share of common stock for each warrant exercised. The exercise price and number of shares of common stock issuable upon exercise of the warrants is subject to further adjustment in certain circumstances.

We will not receive any proceeds from the sale of these securities, although we will receive the exercise price for any warrants that are exercised. We are registering securities for resale by the Selling Securityholders, but that does not necessarily mean that they will sell any of the securities. Any securities sold by the Selling Securityholders will be offered at market or privately negotiated prices.

The investor warrants and the new bridge warrants are exercisable at \$1.40 per warrant and \$1.00 per warrant, respectively, at any time on or before the fifth anniversary of the date of issuance.

Our common stock is currently available for trading in the over-the-counter market and is quoted on the OTC Bulletin Board under the symbol “NVIV”. The last sale price of our common stock on July 28, 2011 was \$0.90.

These are speculative securities. Investing in our securities involves significant risks. You should purchase these securities only if you can afford a complete loss of your investment. See “[Risk Factors](#)” beginning on page 6.

NEITHER THE SECURITIES AND EXCHANGE COMMISSION NOR ANY STATE SECURITIES COMMISSION HAS APPROVED OR DISAPPROVED OF THESE SECURITIES OR PASSED UPON THE ADEQUACY OR ACCURACY OF THIS PROSPECTUS. ANY REPRESENTATION TO THE CONTRARY IS A CRIMINAL OFFENSE.

The date of this prospectus is July 29, 2011.

[Table of Contents](#)

TABLE OF CONTENTS

	<u>Page</u>
PROSPECTUS SUMMARY	1
RISK FACTORS	6
SPECIAL NOTE REGARDING FORWARD-LOOKING STATEMENTS	19
USE OF PROCEEDS	19
DIVIDEND POLICY	19
CAPITALIZATION	20
DILUTION	21
MANAGEMENT’S DISCUSSION AND ANALYSIS OF FINANCIAL CONDITION AND RESULTS OF OPERATIONS	22
BUSINESS	26
SECURITY OWNERSHIP OF CERTAIN BENEFICIAL OWNERS AND MANAGEMENT	37
DIRECTORS AND EXECUTIVE OFFICERS	38
NON-EXECUTIVE OFFICER AND SCIENTIFIC AND BUSINESS ADVISORY BOARDS	40
EXECUTIVE COMPENSATION	42
CERTAIN RELATIONSHIPS AND RELATED TRANSACTIONS	50
SELLING SECURITYHOLDERS	52
MARKET FOR COMMON EQUITY AND RELATED STOCKHOLDER MATTERS	59
DESCRIPTION OF CAPITAL STOCK	60
PLAN OF DISTRIBUTION	64
LEGAL MATTERS	65
EXPERTS	65
WHERE YOU CAN FIND MORE INFORMATION	65
FINANCIAL STATEMENTS	F-1
PART II: INFORMATION NOT REQUIRED IN THE PROSPECTUS	II-1

You should rely only on the information contained in this document or to which we have referred you. We have not authorized anyone to provide you with information that is different. This document may only be used where it is legal to sell these securities. The information contained in this document may only be accurate on the date of this document.

PROSPECTUS SUMMARY

The following summary highlights selected information contained in this prospectus. This summary does not contain all the information that may be important to you. You should read the more detailed information contained in this prospectus, including but not limited to, the risk factors beginning on page 6. References to “we,” “us,” “our,” or the “Company” refer to InVivo Therapeutics Holdings Corp., together, with its consolidated subsidiaries where applicable. The term “ITHC” refers to InVivo Therapeutics Holdings Corp. (f/k/a Design Source, Inc.), the Nevada corporation, before giving effect to the Merger, and the term “InVivo” refers to InVivo Therapeutics Corporation, the Delaware corporation, before giving effect to the Merger.

As the result of the Transactions (as defined below) and the change in business and operations of the Company from a shell company to a biotechnology company, a discussion of the past financial results of ITHC is not pertinent, and the financial results of InVivo, the acquirer, are considered the financial results of the Company on a historical and going-forward basis.

The Merger and Related Transactions

On October 4, 2010, we merged into our newly formed, wholly owned subsidiary, InVivo Therapeutics Holdings Corp. (“ITHC”). The sole purpose of this merger was to effect a change of our name from Design Source, Inc. to InVivo Therapeutics Holdings Corp. in anticipation of a business acquisition.

On October 26, 2010, InVivo Therapeutics Acquisition Corp., our wholly-owned subsidiary, merged (the “Merger”) with and into InVivo Therapeutics Corporation, a Delaware corporation (“InVivo”). InVivo was the surviving corporation of that Merger. As a result of the Merger, we acquired the business of InVivo, and will continue the existing business operations of InVivo, as a wholly-owned subsidiary.

Simultaneously with the Merger, all of the issued and outstanding shares of InVivo common stock converted, on a 13.7706 for 1 basis, into shares of our common stock par value \$0.00001 per share (the “Common Stock”). All of the issued and outstanding options to purchase shares of InVivo common stock, and the issued and outstanding Bridge Warrants (as defined below) to purchase shares of InVivo common stock, converted, respectively, into options (the “New Options”) and new bridge warrants (the “New Bridge Warrants”) to purchase shares of our Common Stock. The number of shares of Common Stock issuable under, and the price per share upon exercise of, the New Options and the New Bridge Warrants were calculated based on the terms of the original options and warrants of InVivo, as adjusted by the conversion ratio in the Merger, which is described in the Merger Agreement. The New Options will be administered under InVivo’s 2007 Stock Incentive Plan, which the Company assumed and adopted in connection with the Merger.

An aggregate of 31,647,190 shares of Common Stock were issued to former InVivo stockholders and options for the purchase of 5,915,557 shares of Common Stock and New Bridge Warrants for the purchase of 600,000 shares of Common Stock were issued to holders of outstanding InVivo options and warrants. Our stockholders before the Merger, without giving effect to the Offering (as defined below), retained 6,999,981 shares of Common Stock.

The Merger was a “reverse merger,” and InVivo is deemed to be the acquirer and ongoing operating company. The Merger was recorded as a recapitalization of InVivo, equivalent to the issuance of common stock by InVivo for the net monetary assets of ITHC accompanied by a recapitalization. At the date of the Merger, the 6,999,981 outstanding ITHC shares are reflected as an issuance of InVivo common stock to the prior shareholders of ITHC. ITHC had no net monetary assets as of the Merger so this issuance was recorded as a reclassification between additional paid-in capital and par value of Common Stock. In connection with the Merger, we adopted the fiscal year end of InVivo, thereby changing our fiscal year end from March 31 to December 31.

In connection with the Merger, on October 26, November 10 and December 3, 2010, we completed a private offering (the “Offering”) of 13,000,000 units of our securities (“Units”), at a price of \$1.00 per Unit. Each Unit consists of one share of Common Stock and a warrant to purchase one share of Common Stock. The warrants (the “Investor Warrants”) are exercisable for a period of five years at a purchase price of \$1.40 per share of Common Stock. The Offering was made only to accredited investors, as defined under Regulation D, Rule 501(a). The investors in the Offering collectively purchased 13,000,000 Units for total cash consideration of \$13,000,000, which includes the conversion of \$504,597 of principal of, and accrued interest on, Bridge Notes (as defined below) and we received net proceeds after expenses of \$10,914,044.

We paid Spencer Trask Ventures, Inc., our placement agent in the Offering (the “Placement Agent”), a commission of 10% of the funds raised from investors in the Offering. In addition, the Placement Agent received a non-accountable expense allowance equal to 3% of the proceeds raised in the Offering as well as warrants to purchase a number of shares of Common Stock equal to 20% of the Common Stock and 20% of the Common Stock underlying the Investor Warrants sold to investors in the Offering. As a result of the foregoing arrangement, the Placement Agent was paid commissions and expenses of \$1,690,000 and was issued warrants to purchase (i) 2,600,000 shares of Common Stock at an exercise price of \$1.00 per share and (ii) 2,600,000 shares of Common Stock at an exercise price of \$1.40 per share. Neither the warrants nor the shares issuable upon exercise of the warrants issued to the Placement Agent have registration rights and such securities are not being registered on this registration statement. The warrants contain weighted average anti-dilution and immediate cashless exercise provisions. In September 2010, several related parties to the Placement Agent purchased an aggregate of 3,895,643 shares of our Common Stock from various shareholders of the Company at an aggregate cost of \$49,000.

Prior to the Merger, InVivo completed a Bridge Financing, wherein it sold \$500,000 in principal amount of its bridge notes (the “Bridge Notes”) and 36,310 bridge warrants (the “Bridge Warrants”) to accredited investors (the “Bridge Financing”). The Bridge Notes converted into 504,597 Units in the Offering. The 36,310 Bridge Warrants converted into 500,000 New Bridge Warrants, each exercisable at a price of \$1.00 per share of Common Stock, upon the closing of the Merger. As consideration for identifying investors to participate in the Bridge Financing, the Placement Agent received Warrants from InVivo that were exchanged on the closing of the Merger for Warrants to purchase 100,000 shares of our Common Stock at a price of \$1.00 per share. The Placement Agent also received, upon conversion of the Bridge Notes, compensation in the same amount as it received for other Units sold in the Offering. The Merger, the Offering, the Bridge Financing and the related transactions are collectively referred to in this prospectus as the “Transactions.”

Simultaneously with the closing of the Merger on October 26, 2010, ITHC transferred all of its operating assets and liabilities to its wholly-owned subsidiary, D Source Split Corp., a company organized under the laws of Nevada (“DSSC”). DSSC was then split-off from ITHC through the sale of all outstanding shares of DSSC (the “Split-Off”). In connection with the Split-Off, 14,747,554 shares of our Common Stock held by Peter Reichard, Lawrence Reichard and Peter Coker (the “Split-Off Shareholders”) were surrendered and cancelled without further consideration, other than the shares of DSSC. An additional 1,014,490 shares of our Common Stock were cancelled by a shareholder for no additional consideration. The assets and liabilities of ITHC were transferred to the Split-Off Shareholders in the Split-Off. ITHC executed a split off agreement with the Split-Off Shareholders which obligates the Split-Off Shareholders to assume all prior liabilities associated with ITHC before the Merger.

Please see “Description of Capital Stock” on page 60 for a reconciliation of the outstanding shares of InVivo and ITHC common stock on a pre and post Merger basis.

Business Overview

InVivo was founded in 2005 to develop and commercialize new technologies for the treatment of spinal cord injuries. InVivo's proprietary technology was co-invented by Robert S. Langer, ScD, Professor at Massachusetts Institute of Technology and Joseph P. Vacanti, MD, affiliated with Massachusetts General Hospital. The intellectual property rights that are the basis for our products are licensed under an exclusive, world-wide license from Children's Medical Center Corporation ("CMCC") and Massachusetts Institute of Technology ("MIT").

We intend to create new treatments for spinal cord injury. Current treatments consist of a collection of approaches that only focus on symptoms of spinal cord injury. To date, we are not aware of any product on the market that addresses the underlying pathology of spinal cord injury.

Currently, there are no successful spinal cord injury treatment options for spinal cord injury patients. We take a different approach to spinal cord injury and focus on protection of the spinal cord and prevention of secondary injury rather than regeneration. Our platform technologies focus on minimizing tissue damage sustained following acute injury and promoting neural plasticity of the spared healthy tissue, which may result in full or partial functional recovery. The technologies encompass multiple strategies involving biomaterials, U.S. Food & Drug Administration ("FDA") approved drugs, growth factors, and human neural stem cells. We believe our approach could become a standard treatment for both acute and chronic spinal cord injuries.

We intend to leverage our primary platform technology to develop and commercialize three products as follows:

1. A biocompatible polymer scaffolding device to treat acute spinal cord injuries.
2. A biocompatible hydrogel for local controlled release of methylprednisolone to treat acute spinal cord injuries.
3. A biocompatible polymer scaffolding device seeded with autologous human neural stem cells to treat acute and chronic spinal cord injuries.

Our biopolymer-based devices are surgically implanted or injected into the lesion created during traumatic injury, or the "primary injury". The Company expects the biopolymer scaffolding devices will protect the damaged spinal cord by mitigating the progression of "secondary injury" resulting from the body's inflammatory and immune response to injury, and will promote neuroplasticity, a process where functional recovery (the recovery of motor movement or sensation) may occur through the rerouting of signaling pathways to the spared healthy tissue. Achieving these results is essential to the recovery process, as secondary injury can significantly worsen the immediate damage sustained during trauma. The additional damage dramatically reduces patient quality of life post-injury.

The Company's first product, the biocompatible polymer scaffolding device to treat acute spinal cord injuries is expected to be regulated by the FDA as a Class III medical device. A Class III medical device will require FDA approval of a Pre-Market Approval Application ("PMA") before the Company can start selling the product in the U.S.

The Company will be required to demonstrate safety and efficacy in human clinical studies before it can submit a PMA to the FDA. Before clinical studies can commence, the Company must submit an Investigational Device Exemption application ("IDE") to the FDA and the FDA must approve the IDE. The Company submitted an IDE application for its biopolymer scaffolding device to the FDA on July 7, 2011. Once the IDE has been filed with the FDA, the FDA has a thirty-day period to approve the IDE, or disapprove the IDE, in which case the Company is provided the opportunity to provide additional information to the FDA to respond to the filing deficiencies. The Company anticipates that its IDE will be approved by the FDA by the end of 2011. The Company plans to first conduct a pilot study in ten acute spinal cord patients followed by a larger pivotal study.

The completion of the human clinical studies and the FDA approval of the PMA could take between three to five years to achieve, depending on a number of factors including the FDA review and clearance process for the IDE, the clinical trial designs and amount of time it will take to enroll and treat patients, and the FDA review and approval process for the PMA. The FDA regulatory approval process is lengthy, and the outcome is highly uncertain. The risk exists that the first product may never be approved, or that the approval is significantly delayed such that the Company is unable to raise additional capital to continue to fund the Company. Please see “Risk Factors” beginning on page 6 for a more detailed discussion of these risks.

If the product is approved by the FDA, the Company will need to expand manufacturing capacity, and establish sales, marketing and distribution channels to sell the product. The Company intends to retain manufacturing rights and plans to market and sell the product through a direct sales force in the U.S.

Additional applications of our platform technologies include the potential treatment for, spinal cord injury following tumor removal, peripheral nerve damage, and postsurgical treatment of any transected nerve. Our first product, the biocompatible scaffolding device for the treatment of acute spinal cord injury, is regulated as a Class III medical device by the FDA. The product has been evaluated in animal studies and the Company submitted an Investigational Device Exemption with the FDA on July 7, 2011 that if approved by the FDA will permit the commencement of human clinical studies.

The biocompatible hydrogel for the local release of methylprednisolone to treat acute spinal cord injuries and the biocompatible polymer scaffolding device seeded with autologous human neural stem cells to treat acute and chronic spinal cord injuries are likely to be regulated as combination drug/devices and as such will require significantly longer regulatory approval times than the biopolymer scaffolding device.

At December 31, 2010, the Company had total assets of \$9,379,000 and total liabilities of \$11,232,000, resulting in a stockholders’ deficit of \$1,853,000. At March 31, 2011, the Company had total assets of approximately \$7,984,000 and total liabilities of approximately \$11,005,000, resulting in a stockholders’ deficit of \$3,021,000. At March 31, 2011, the Company had incurred net losses of approximately \$14,367,000 since inception.

Offering by Selling Securityholders

We are registering the following securities issued in connection with the Offering and Bridge Financing:

- For resale by the selling securityholders, 12,848,600 shares of Common Stock purchased in the Offering;
- For resale by the selling securityholders, 12,848,600 shares of Common Stock issuable upon exercise of the Investor Warrants that were acquired in the Offering; and
- For resale by the selling securityholders, 350,000 shares of Common Stock issuable upon exercise of the New Bridge Warrants.

As of the date of this prospectus, each Investor Warrant and New Bridge Warrant is exercisable to purchase one share of Common Stock. The exercise price and number of shares of Common Stock issuable upon exercise of the Investor Warrants and the New Bridge Warrants are subject to further adjustment in certain circumstances.

The exercise price of each Investor Warrant is \$1.40. The Investor Warrants expire on varying dates up to December 3, 2015. There is a possibility that the warrants will never be exercised when in-the-money or otherwise, and that warrant holders will never receive shares or payment of cash in settlement of the warrants.

The Investor Warrants may be redeemed by us at any time our Common Stock trades above \$2.80 for twenty consecutive days following the effectiveness of the registration statement covering the resale of the underlying Investor Warrant shares. The Investor Warrants can only be redeemed if this registration statement is effective at the time of the redemption notice.

[Table of Contents](#)

The exercise price of each New Bridge Warrant is \$1.00. The New Bridge Warrants expire on October 26, 2015. There is a possibility that the warrants will never be exercised when in-the-money or otherwise, and that warrant holders will never receive shares or payment of cash in settlement of the warrants. We do not have the right to redeem the New Bridge Warrants.

Common stock outstanding 51,739,712 shares as of July 28, 2011

Use of proceeds We will not receive any of the proceeds from the sale of the securities being registered on behalf of the Selling Securityholders hereunder. We will receive the exercise price upon the exercise of any Investor Warrant or New Bridge Warrant.

OTC Bulletin Board symbol NVIV

Risk factors Investing in our Common Stock involves a high degree of risk. As an investor you should be able to bear a complete loss of your investment. You should carefully consider the information set forth in the “Risk Factors” section of this prospectus.

Our principal business office is located at One Broadway, 14th Floor, Cambridge, Massachusetts 02142, and our telephone number is (617) 475-1520. Our website address is www.invivotherapeutics.com. Information contained on our website or any other website does not constitute part of this prospectus.

We will bear the expenses of registering these securities. The Selling Securityholders will pay the cost of any brokerage commissions and discounts, and all expenses incurred by them in connection with the resale of the securities. See “Plan of Distribution.”

We had 51,739,712 shares of Common Stock issued and outstanding as of July 28, 2011. Unless the context indicates otherwise, all share and per-share Common Stock information in this prospectus:

- assumes no additional exercises of the Investor Warrants and New Bridge Warrants;
- assumes no additional exercises of the Placement Agent’s warrants;
- excludes 5,888,016 shares underlying outstanding options under our 2007 Stock Incentive Plan; and
- excludes 660,000 shares underlying outstanding options under our 2010 Equity Incentive Plan.

RISK FACTORS

If you purchase our securities, you will assume a high degree of risk. In deciding whether to invest, you should carefully consider the following risk factors, as well as the other information contained elsewhere in this prospectus. Any of the following risks could have a material adverse effect on our business, financial condition, results of operations or prospects and cause the value of our securities to decline, which could cause you to lose all or part of your investment.

Risks Relating to Our Business and Our Industry

We have a limited operating history and it is difficult to predict our future growth and operating results.

We have a limited operating history and limited operations and assets. Accordingly, you should consider our prospects in light of the costs, uncertainties, delays and difficulties encountered by companies in the early stage of development. As a development stage company, our development timelines have been and may continue to be subject to adjustments that could negatively affect our cash flow and ability to develop or bring products to market, if at all. Predicting our future operating and other results is extremely difficult, if not impossible.

Our prospects must be considered in light of inherent risks, expenses and difficulties encountered by all early stage companies, particularly companies in new and evolving markets. These risks include, by way of example and not limitation, unforeseen capital requirements, unforeseen technical problems, delays in obtaining regulatory approvals, failure of market acceptance and competition from foreseen and unforeseen sources.

We have not generated any revenues to date and have a history of losses since inception.

We have not generated any revenue to date and, through March 31, 2011, have incurred net losses of approximately \$14,367,000 since inception. It can be expected that we will continue to incur significant operating expenses and continue to experience losses in the foreseeable future. As a result, we cannot predict when, if ever, we might achieve profitability and cannot be certain that we will be able to sustain profitability, if achieved.

We will need substantial additional funding to develop our products and for our future operations. If we are unable to obtain the funds necessary to do so, we may be required to delay, scale back or eliminate our product development or may be unable to continue our business.

The development and approval to market and sell our product candidates will require a commitment of substantial funds, in excess of our current capital resources. Before we can market or sell any of our products, we will need to conduct costly and time-consuming research, which will include preclinical and clinical testing and regulatory approvals. We anticipate the amount of operating funds that we use will continue to increase along with our operating expenses over at least the next several years as we plan to bring our products to market. While we believe our current capital resources will satisfy our planned capital needs for at least 12 months, our future capital requirements will depend on many factors, including:

- the progress and costs of our research and development programs, including our ability to develop our current portfolio of therapeutic products, or discover and develop new ones;
- our ability, or our partners ability and willingness, to advance partnered products or programs;
- the cost of prosecuting, defending and enforcing patent claims and other intellectual property rights;
- the progress, scope, costs, and results of our preclinical and clinical testing of any current or future products;
- the time and cost involved in obtaining regulatory approvals;
- the cost of manufacturing our product candidates;

[Table of Contents](#)

- expenses related to complying with Good Manufacturing Practice manufacturing of product candidates;
- costs of financing the purchases of additional capital equipment and development technologies;
- competing technological and market developments;
- our ability to establish and maintain collaborative and other arrangements with third parties to assist in bringing our products to market and the cost of such arrangements.
- the amount and timing of payments or equity investments that we receive from collaborators and the timing and amount of expenses we incur;
- costs associated with the integration of any new operation, including costs relating to future mergers and acquisitions with companies that have complementary capabilities;
- expenses related to the establishment of sales and marketing capabilities for products awaiting approval or products that have been approved;
- the level of our sales and marketing expenses; and
- our ability to introduce and sell new products.

We cannot assure you that we will not need additional capital sooner than currently anticipated. We will need to raise substantial additional capital to fund our future operations. We cannot be certain that additional financing will be available on acceptable terms, or at all. In recent years, it has been difficult for companies to raise capital due to a variety of factors, which may or may not continue. To the extent we raise additional capital through the sale of equity securities, the ownership position of our existing stockholders could be substantially diluted. If additional funds are raised through the issuance of preferred stock or debt securities, these securities are likely to have rights, preferences and privileges senior to our Common Stock. Fluctuating interest rates could also increase the costs of any debt financing we may obtain.

Our products will represent new and rapidly evolving technologies.

Our proprietary spinal cord injury treatment technology depends on new, rapidly evolving technologies and on the marketability and profitability of our products. Approval by applicable regulatory agencies and commercialization of our spinal cord injury treatment technology could fail for a variety of reasons, both within and outside of our control. Furthermore, because there are no approved treatments for spinal cord injuries, the regulatory requirements governing this type of product may be more rigorous or less clearly established than for other analogous products.

We license our core technology from Children’s Medical Center Corporation (“CMCC”) and Massachusetts Institute of Technology (“MIT”), and we could lose our rights to this license if a dispute with CMCC or MIT arises or if we fail to comply with the financial and other terms of the license.

We license patents and core intellectual property from CMCC and MIT under the CMCC license. The CMCC license agreement imposes certain payment, milestone achievement, reporting, confidentiality and other obligations on us. In the event that we were to breach any of the obligations and fail to cure, CMCC would have the right to terminate the CMCC license agreement upon notice. In addition, CMCC has the right to terminate the CMCC license agreement upon the bankruptcy or receivership of the Company. The termination of the CMCC license would have a material adverse effect on our business, as all of our current product candidates are based on the patents and licensed intellectual property. If any dispute arises with respect to our arrangement with CMCC or MIT, such dispute may disrupt our operations and would likely have a material and adverse impact on us if resolved in a manner that is unfavorable to us.

We will face substantial competition.

The biotechnology industry in general is subject to intense competition and rapid and significant technological change. We have many potential competitors, including major drug companies, specialized biotechnology firms,

[Table of Contents](#)

academic institutions, government agencies and private and public research institutions. Many of these competitors have significantly greater financial and technical resources than us, and superior experience and expertise in research and development, preclinical testing, designing and implementing clinical trials, regulatory processes and approvals, production and manufacturing, and sales and marketing of approved products.

Principal competitive factors in our industry include the quality and breadth of an organization's technology; management of the organization and the execution of the organization's strategy; the skill and experience of an organization's employees and its ability to recruit and retain skilled and experienced employees; an organization's intellectual property portfolio; the range of capabilities, from target identification and validation to drug and device discovery and development to manufacturing and marketing; and the availability of substantial capital resources to fund discovery, development and commercialization activities.

Large and established companies compete in the biotech market. In particular, these companies have greater experience and expertise in securing government contracts and grants to support their research and development efforts, conducting testing and clinical trials, obtaining regulatory approvals to market products, manufacturing such products on a broad scale and marketing approved products.

Smaller or early-stage companies and research institutions may also prove to be significant competitors, particularly through collaborative arrangements with large and established biotech or other companies. We will also face competition from these parties in recruiting and retaining qualified scientific and management personnel, establishing clinical trial sites and registering subjects for clinical trials.

In order to effectively compete, we will have to make substantial investments in development, testing, manufacturing and sales and marketing or partner with one or more established companies. There is no assurance that we will be successful in having our products approved or gaining significant market share for any of our products. Our technologies and products also may be rendered obsolete or noncompetitive as a result of products introduced by our competitors.

We will require FDA approval before we can sell any of our products.

The development, manufacture and marketing of our products are subject to government regulation in the United States and other countries. In the United States and most foreign countries, we must complete rigorous preclinical testing and extensive human clinical trials that demonstrate the safety and efficacy of a product in order to apply for regulatory approval to market the product.

Our biopolymer scaffolding device is expected to be regulated as a Class III medical device by the FDA. The steps required by the FDA before our proposed medical device products may be marketed in the United States include performance of preclinical (animal and laboratory) tests; submissions to the FDA of an Investigational Device Exemption ("IDE") which must become effective before human clinical trials may commence; performance of adequate and well-controlled human clinical trials to establish the safety and efficacy of the product in the intended target population; performance of a consistent and reproducible manufacturing process intended for commercial use; Pre-Market Approval Application ("PMA"); and FDA approval of the PMA before any commercial sale or shipment of the product.

The processes are expensive and can take many years to complete, and we may not be able to demonstrate the safety and efficacy of our products to the satisfaction of such regulatory authorities. The start of clinical trials can be delayed or take longer than anticipated for many and varied reasons, many of which would be outside of our control. All statutes and regulations governing the conduct of clinical trials are subject to change in the future, which could affect the cost of such clinical trials. Safety concerns may emerge that could lengthen the ongoing trials or require additional trials to be conducted. Regulatory agencies may require us or our collaborators to delay, restrict or discontinue clinical trials on various grounds, including a finding that the subjects or patients are being exposed to an unacceptable health risk. Regulatory authorities may also require additional testing, and we may be required to demonstrate that our proposed products represent an improved form of treatment over

existing therapies, which we may be unable to do without conducting further clinical studies. Delays in regulatory approval can be extremely costly in terms of lost sales opportunities, losing any potential marketing advantage of being early to market and increased trial costs. Moreover, if the FDA grants regulatory approval of a product, the approval may be limited to specific indications or limited with respect to its distribution. Expanded or additional indications for approved devices or drugs may not be approved, which could limit our potential revenues. Foreign regulatory authorities may apply similar limitations or may refuse to grant any approval. Consequently, even if we believe that preclinical and clinical data are sufficient to support regulatory approval for our product candidates, the FDA and foreign regulatory authorities may not ultimately grant approval for commercial sale in any jurisdiction. If our products are not approved, our ability to generate revenues will be limited and our business will be adversely affected.

The results seen in animal testing of our product candidates may not be replicated in humans.

Although we have obtained some results from preclinical testing of our intended products in animals, we may not see positive results when any of our product candidates undergo clinical testing in humans in the future. Our preclinical testing to date has been limited in nature and we cannot predict whether more extensive clinical testing will obtain similar results. Success in preclinical studies or completed clinical trials does not ensure that later studies or trials, including continuing preclinical studies and large-scale clinical trials, will be successful nor does it necessarily predict future results. The rate of failure is quite high, and many companies in the biotechnology industry have suffered significant setbacks in advanced clinical trials, even after promising results in earlier trials. Product candidates may fail to show desired safety and efficacy in larger and more diverse patient populations in later stage clinical trials, despite having progressed through early stage trials. Negative or inconclusive results from any of our ongoing preclinical studies or clinical trials could result in delays, modifications, or abandonment of ongoing or future clinical trials and the termination of our development of a product candidate. Additionally, even if we are able to successfully complete clinical trials, the FDA still may not approve our product candidates.

Our products are in an early stage of development and we currently have no therapeutic products approved for sale. We may be unable to develop or market any of our product candidates. If our product candidates are delayed or fail, our financial condition will be negatively affected, and we may have to curtail or cease our operations.

We currently do not sell any approved therapeutic products and do not expect to have any products commercially available for at least two years, if at all. We are subject to all of the uncertainties and complexities affecting an early stage biotechnology company. Our product candidates require additional research and development. Our strategy of using our technologies for the development of therapeutic products involves new approaches, some of which are unproven. To date, no one to our knowledge has developed or commercialized any therapeutic products using our technologies and we might never commercialize any product using our technologies and strategy. There are many reasons that our product candidates may fail or not advance to commercialization, including the possibility that our product candidates may be ineffective, unsafe or associated with unacceptable side effects; our product candidates may be too expensive to develop, manufacture or market; other parties may hold or acquire proprietary rights that could prevent us or our potential collaborators from developing or marketing our product candidates; physicians, patients, third-party payers or the medical community in general may not accept or use our contemplated products; our potential collaborators may withdraw support for or otherwise impair the development and commercialization of our product candidates; or others may develop equivalent or superior products.

If our current product candidates are delayed or fail, or we fail to successfully develop and commercialize new product candidates, our financial condition will be negatively affected, and we may have to curtail or cease our operations.

Approval to promote, manufacture and/or sell our products, if granted, will be limited and subject to continuing review.

Even if a product gains regulatory approval, such approval is likely to limit the indicated uses for which it may be marketed, and the product and the manufacturer of the product will be subject to continuing regulatory review, including adverse event reporting requirements and the FDA's general prohibition against promoting products for unapproved uses. Failure to comply with any post-approval requirements can, among other things, result in warning letters, product seizures, recalls, substantial fines, injunctions, suspensions or revocations of marketing licenses, operating restrictions and criminal prosecutions. Any of these enforcement actions, any unanticipated changes in existing regulatory requirements or the adoption of new requirements, or any safety issues that arise with any approved products, could adversely affect our ability to market products and generate revenues and thus adversely affect our ability to continue our business.

We also may be restricted or prohibited from marketing or manufacturing a product, even after obtaining product approval, if previously unknown problems with the product or its manufacture are subsequently discovered and we cannot provide assurance that newly discovered or developed safety issues will not arise following any regulatory approval. With the use of any treatment by a wide patient population, serious adverse events may occur from time to time that initially do not appear to relate to the treatment itself, and only if the specific event occurs with some regularity over a period of time does the treatment become suspect as having a causal relationship to the adverse event. Any safety issues could cause us to suspend or cease marketing of our approved products, possibly subject us to substantial liabilities, and adversely affect our ability to generate revenues.

We will be required to obtain international regulatory approval to market and sell our products outside of the United States.

We intend to also have our product candidates marketed outside the United States. In order to market products in the European Union and many other non-U.S. jurisdictions, we must obtain separate regulatory approvals and comply with numerous and varying regulatory requirements. We may not obtain foreign regulatory approvals on a timely basis, if at all. Approval by the FDA does not ensure approval by regulatory agencies in other foreign countries. A failure or delay in obtaining regulatory approval in one jurisdiction may have a negative effect on the regulatory approval process in other jurisdictions, including approval by the FDA. The failure to obtain regulatory approval in foreign jurisdictions could harm our business.

We will depend upon strategic relationships to develop, exploit and manufacture our products.

The near and long-term viability of our products will depend in part on our ability to successfully establish new strategic collaborations with biotechnology companies, hospitals, insurance companies and government agencies. Establishing strategic collaborations is difficult and time-consuming. Potential collaborators may reject collaborations based upon their assessment of our financial, regulatory or intellectual property position. If we fail to establish a sufficient number of collaborations on acceptable terms, we may not be able to commercialize our products or generate sufficient revenue to fund further research and development efforts.

Even if we establish new collaborations, these relationships may never result in the successful development or commercialization of any product candidates for several reasons both within and outside of our control.

We will require quantities of manufactured product and may require third party manufacturers to fulfill some of our inventory requirements.

Completion of our clinical trials and commercialization of our products will require access to, or development of, facilities to manufacture a sufficient supply of our product or other product candidates. If we are unable to manufacture our products in commercial quantities, then we will need to rely on third parties. These third-party manufacturers must also receive FDA approval before they can produce clinical material or commercial products. Our products may be in competition with other products for access to these facilities and may be subject to delays in manufacture if third parties give other products greater priority. In addition, we may not be

[Table of Contents](#)

able to enter into any necessary third-party manufacturing arrangements on acceptable terms, or on a timely basis. Failure by us to manufacture products on a timely basis for clinical trials or for commercial needs will have a material adverse affect on us.

There are a limited number of suppliers that can provide materials to us.

We may rely on third-party suppliers and vendors for some of the materials used in the manufacture of our products or other of our product candidates. Any significant problem experienced by one of our suppliers could result in a delay or interruption in the supply of materials to us until such supplier resolves the problem or an alternative source of supply is located. Any delay or interruption could negatively affect our operations.

We will rely upon third parties for laboratory testing, animal and human studies.

We have been and will continue to be dependent on third-party contract research organizations to conduct some of our laboratory testing, animal and human studies. If we are unable to obtain any necessary testing services on acceptable terms, we may not complete our product development efforts in a timely manner. If we rely on third parties for laboratory testing and/or animal and human studies, we may lose some control over these activities and become too dependent upon these parties. These third parties may not complete testing activities on schedule or when we request. We may not be able to secure and maintain suitable contract research organizations to conduct our laboratory testing and/or animal and human studies. We are responsible for confirming that each of our clinical trials is conducted in accordance with our general plan and protocol. Moreover, the FDA and foreign regulatory agencies require us to comply with regulations and standards, commonly referred to as good clinical practices, for conducting, recording and reporting the results of clinical trials to assure that data and reported results are credible and accurate and that the trial participants are adequately protected. Our reliance on third parties does not relieve us of these responsibilities and requirements. If these third parties do not successfully carry out their contractual duties or regulatory obligations or meet expected deadlines, if the third parties need to be replaced or if the quality or accuracy of the data they obtain is compromised due to the failure to adhere to our clinical protocols or regulatory requirements or for other reasons, our pre-clinical development activities or clinical trials may be extended, delayed, suspended or terminated, and we may not be able to obtain regulatory approval for our product candidates.

To date we have performed limited preclinical safety testing of our hydrogel containing methylprednisolone sodium succinate delivered locally to treat spinal cord injuries. The intended product might not be safe for human use. If we cannot demonstrate the product is safe for human use, future development will be halted and the product will never be evaluated in human clinical studies.

Methylprednisolone sodium succinate is a powerful anti-inflammatory drug that is delivered systemically to treat spinal cord injuries. The drug is a corticosteroid administered in high dosage and its use increases the risk of serious adverse effects including pneumonia, sepsis and mortality. Even though we believe that our hydrogel, designed to locally deliver the drug over a period of days will be safer than systemic delivery, to date the combination product has only been evaluated in animal testing on a limited basis. The risk exists that the intended product will have the same serious adverse effects as with systemic delivery and the introduction of the polymer could potentially introduce new side effects.

We will have to demonstrate that this intended product is safe before we can commence human clinical testing. The risk exists that the product will not be safe for human use in which case development would be halted and the product would never be evaluated in human clinical studies.

We may have product liability exposure.

We will have exposure to claims for product liability. Product liability coverage is expensive and sometimes difficult to obtain. We may not be able to obtain or maintain insurance at a reasonable cost. There can be no

[Table of Contents](#)

assurance that existing insurance coverage will extend to other products in the future. Any product liability insurance coverage may not be sufficient to satisfy all liabilities resulting from product liability claims. A successful claim may prevent us from obtaining adequate product liability insurance in the future on commercially desirable items, if at all. Even if a claim is not successful, defending such a claim would be time-consuming and expensive, may damage our reputation in the marketplace, and would likely divert management's attention.

Our products are new and will require market acceptance.

Even if we receive regulatory approvals for the commercial sale of our product candidates, the commercial success of these product candidates will depend on, among other things, their acceptance by physicians, patients, third party payers such as health insurance companies and other members of the medical community as a therapeutic and cost-effective alternative to competing products and treatments. If our product candidates fail to gain market acceptance, we may be unable to earn sufficient revenue to continue our business. Market acceptance of, and demand for, any product that we may develop and commercialize will depend on many factors, both within and outside of our control. If our product candidates do not become widely accepted by physicians, patients, third party payers and other members of the medical community, our business, financial condition and results of operations would be materially and adversely affected.

Physicians and hospitals will require training in order to utilize our products.

Our products have not been utilized in the past for spinal cord injury treatment. As is typical in the case of a new and rapidly evolving technology or medical treatment, demand and market acceptance for recently introduced products and services are subject to a high level of uncertainty and risk. In addition, physicians and hospitals will need to establish training and procedures to utilize and implement our products. There can be no assurance that these parties will adopt our products or that they develop sufficient training and procedures to properly utilize our products.

Our success will depend upon the level of third party reimbursement for the cost of our products to users.

Our successes may depend, in part, on the extent to which reimbursement for the costs of therapeutic products and related treatments will be available from third-party payers such as government health administration authorities, private health insurers, managed care programs, and other organizations. Over the past decade, the cost of health care has risen significantly, and there have been numerous proposals by legislators, regulators, and third-party health care payers to curb these costs. Some of these proposals have involved limitations on the amount of reimbursement for certain products. Similar federal or state health care legislation may be adopted in the future and any products that we or our collaborators seek to commercialize may not be considered cost-effective. Adequate third-party insurance coverage may not be available for us to establish and maintain price levels that are sufficient for us to continue our business or for realization of an appropriate return on investment in product development.

We will be subject to environmental, health and safety laws.

We are subject to various laws and regulations relating to safe working conditions, laboratory and manufacturing practices, the experimental use of animals and humans, emissions and wastewater discharges, and the use and disposal of hazardous or potentially hazardous substances used in connection with our research, including infectious disease agents. We also cannot accurately predict the extent of regulations that might result from any future legislative or administrative action. Any of these laws or regulations could cause us to incur additional expense or restrict our operations.

Compliance with environmental laws and regulations may be expensive, and current or future environmental regulations may impair our research, development or production efforts.

We must maintain the proprietary nature of our products and must operate without infringing on the proprietary rights of others.

Our success in large part depends on our ability to maintain the proprietary nature of our licensed technology. We will rely on a combination of patent, trademark, copyright and trade secret laws, as well as confidentiality agreements, license agreements and technical measures to protect our proprietary rights. We and our licensors must prosecute and maintain existing patents and obtain new patents. Some of our proprietary information may not be patentable, and there can be no assurance that others will not utilize similar or superior solutions to compete with us. We cannot guarantee that we will develop proprietary products and services or processes that are patentable, and that if issued, any patent will give a competitive advantage or that such patent will not be challenged by third parties, or that the patents of others will not have a material adverse effect on our ability to do business. We intend to register certain trademarks in, or claim certain trademark rights in, the United States and/or foreign jurisdictions. We cannot assure you that our means of protecting our proprietary rights will suffice or that our competitors will not independently develop competitive technology or duplicate processes or design around patents or other intellectual property rights issued to us.

We also must operate without infringing the proprietary rights of third parties or allowing third parties to infringe our rights. Our research, development and commercialization activities, including any product candidates or products resulting from these activities, may infringe or be claimed to infringe patents owned by third parties and to which we do not hold licenses or other rights. There may be rights that we are not aware of, including applications that have been filed but not published that, when issued, could be asserted against us. These third parties could bring claims against us that would cause us to incur substantial expenses and, if successful, could cause us to pay substantial damages. Further, if a patent infringement suit were brought against us, we could be forced to stop or delay research, development, manufacturing or sales of the product or biologic treatment candidate that is the subject of the suit.

In addition, competitors may infringe our patents or the patents of our collaborators or licensors. As a result, we may be required to file infringement claims to counter infringement for unauthorized use. This can be expensive and time-consuming. In addition, in an infringement proceeding, a court may decide that a patent licensed or owned by us is not valid or is unenforceable, or may refuse to stop the other party from using the technology at issue on the grounds that our licensed or owned patents do not cover its technology. An adverse determination of any litigation or defense proceedings could put one or more of our licensed or owned patents at risk of being invalidated or interpreted narrowly and could put our licensed or owned patent applications at the risk of not issuing.

Furthermore, because of the substantial amount of discovery required in connection with intellectual property litigation, there is a risk that some of our trade secrets or other confidential information could be compromised by disclosure during this type of litigation.

Our ability to raise capital as required may be difficult given the current condition of the capital and credit markets.

We are likely in the future to seek to access the capital markets for our capital needs. Traditionally, biotech companies have funded their research and development expenditures through raising capital in the equity markets. Declines and uncertainties in these markets over the past few years have severely restricted raising new capital and have affected companies' ability to continue to expand or fund existing research and development efforts. We will require significant capital beyond our current resources for research and development for our product candidates and clinical trials. The general economic and capital market conditions, both in the United States and worldwide have deteriorated significantly and will adversely affect our access to capital and may increase the cost of capital. If these economic conditions continue or become worse, our future cost of equity or debt capital and access to the capital markets could be adversely affected.

We are dependent on our management and other key personnel.

We depend on our senior executive officers as well as key scientific and other personnel. The loss of any of these individuals could harm our business and significantly delay or prevent the achievement of research, development or business objectives. Competition for qualified employees is intense among biotechnology companies, and the loss of qualified employees, or an inability to attract, retain and motivate additional highly skilled employees could hinder our ability to successfully develop marketable products.

Our future success also depends on our ability to identify, attract, hire, train, retain and motivate other highly skilled scientific, technical, marketing, managerial and financial personnel. Although we will seek to hire and retain qualified personnel with experience and abilities commensurate with our needs, there is no assurance that we will succeed despite our collective efforts. The loss of the services of any of the principal members of our management or other key personnel could hinder our ability to fulfill our business plan and further develop and commercialize our products and services. Competition for personnel is intense, and any failure to attract and retain the necessary technical, marketing, managerial and financial personnel would have a material adverse effect on our business, prospects, financial condition and results of operations. Although we presently do not maintain “key person” life insurance policies on any of our personnel, we are currently in the process of obtaining key man insurance on Frank Reynolds, our Chairman, Chief Executive Officer and Chief Financial Officer.

Risks Related to Investment in Our Securities

Our securities are “Penny Stock” and subject to specific rules governing their sale to investors.

The SEC has adopted Rule 15c-9 which establishes the definition of a “penny stock,” for the purposes relevant to us, as any equity security that has a market price of less than \$5.00 per share or with an exercise price of less than \$5.00 per share, subject to certain exceptions. For any transaction involving a penny stock, unless exempt, the rules require that a broker or dealer approve a person’s account for transactions in penny stocks; and the broker or dealer receive from the investor a written agreement to the transaction, setting forth the identity and quantity of the penny stock to be purchased.

In order to approve a person’s account for transactions in penny stocks, the broker or dealer must obtain financial information and investment experience objectives of the person; and make a reasonable determination that the transactions in penny stocks are suitable for that person and the person has sufficient knowledge and experience in financial matters to be capable of evaluating the risks of transactions in penny stocks.

The broker or dealer must also deliver, prior to any transaction in a penny stock, a disclosure schedule prescribed by the SEC relating to the penny stock market, which, in highlight form sets forth the basis on which the broker or dealer made the suitability determination; and that the broker or dealer received a signed, written agreement from the investor prior to the transaction.

Generally, brokers may be less willing to execute transactions in securities subject to the “penny stock” rules. This may make it more difficult for our shareholders to sell shares of our Common Stock.

Disclosure also has to be made about the risks of investing in penny stocks in both public offerings and in secondary trading and about the commissions payable to both the broker-dealer and the registered representative, current quotations for the securities and the rights and remedies available to an investor in cases of fraud in penny stock transactions. Finally, monthly statements have to be sent disclosing recent price information for the penny stock held in the account and information on the limited market in penny stocks.

An active public market for our Common Stock may not develop.

The market price of our Common Stock has fluctuated significantly, and is likely to continue to be highly volatile. To date, the trading volume in our Common Stock has been relatively low and significant price

fluctuations can occur as a result. An active public market for our Common Stock may not continue to develop or be sustained. If the low trading volumes experienced to date continue, such price fluctuations could occur in the future and the sale price of our Common Stock could decline significantly. Investors may therefore have difficulty selling their shares.

Because we became public by means of a reverse merger, we may not be able to attract the attention of major brokerage firms.

Additional risks may exist since we became public through a “reverse merger.” Securities analysts of major brokerage firms may not provide coverage of us since there is little incentive to brokerage firms to recommend the purchase of our Common Stock. No assurance can be given that brokerage firms will want to conduct any secondary offerings on our behalf in the future.

Compliance with the reporting requirements of federal securities laws can be expensive.

We are a public reporting company in the United States, and accordingly, subject to the information and reporting requirements of the Securities Exchange Act of 1934, as amended (the “Exchange Act”) and other federal securities laws, and the compliance obligations of the Sarbanes-Oxley Act. The costs of preparing and filing annual and quarterly reports and other information with the SEC and furnishing audited reports to stockholders are substantial. In addition, we will incur substantial expenses in connection with the preparation of the registration statement and related documents with respect to the registration of resales of the Common Stock sold in the Offering.

We do not currently have a separate Chief Financial Officer.

We do not currently have a separate Chief Financial Officer. Our Chief Executive Officer is also functioning as our Chief Financial Officer. Although we are currently seeking to retain a Chief Financial Officer, there can be no assurance we will be able to retain a suitable candidate on acceptable terms.

Applicable regulatory requirements, including those contained in and issued under the Sarbanes-Oxley Act of 2002, may make it difficult for us to retain or attract qualified officers and directors, which could adversely affect the management of our business and our ability to obtain or retain listing of our Common Stock.

We may be unable to attract and retain those qualified officers, directors and members of board committees required to provide for effective management because of the rules and regulations that govern publicly held companies, including, but not limited to, certifications by principal executive officers. The enactment of the Sarbanes-Oxley Act has resulted in the issuance of a series of related rules and regulations and the strengthening of existing rules and regulations by the SEC, as well as the adoption of new and more stringent rules by the stock exchanges. The perceived increased personal risk associated with these changes may deter qualified individuals from accepting roles as directors and executive officers.

Further, some of these changes heighten the requirements for board or committee membership, particularly with respect to an individual’s independence from the corporation and level of experience in finance and accounting matters. We may have difficulty attracting and retaining directors with the requisite qualifications. If we are unable to attract and retain qualified officers and directors, the management of our business and our ability to obtain or retain listing of our shares of Common Stock on any stock exchange (assuming we elect to seek and are successful in obtaining such listing) could be adversely affected.

We may have undisclosed liabilities and any such liabilities could harm our revenues, business, prospects, financial condition and results of operations.

Even though the assets and liabilities of our predecessor company, Design Source, Inc. were transferred to the Split-Off Shareholders in the Split-Off and were not assumed by ITHC, there can be no assurance that we will

[Table of Contents](#)

not be liable for any or all of such liabilities. Any such liabilities of ITHC that survive the Split-Off could harm our revenues, business, prospects, financial condition and results of operations upon our acceptance of responsibility for such liabilities.

If we fail to maintain an effective system of internal controls, we may not be able to accurately report our financial results or detect fraud. Consequently, investors could lose confidence in our financial reporting and this may decrease the trading price of our stock.

We must maintain effective internal controls to provide reliable financial reports and detect fraud. We have been assessing our internal controls to identify areas that need improvement. We are in the process of implementing changes to internal controls, but have not yet completed implementing these changes. Failure to implement these changes to our internal controls or any others that we identify as necessary to maintain an effective system of internal controls could harm our operating results and cause investors to lose confidence in our reported financial information. Any such loss of confidence would have a negative effect on the trading price of our Common Stock.

The price of our Common Stock may become volatile, which could lead to losses by investors and costly securities litigation.

The trading price of our Common Stock is likely to be highly volatile and could fluctuate in response to factors such as:

- actual or anticipated variations in our operating results;
- announcements of developments by us or our competitors;
- the timing of IDE approval, the completion and/or results of our clinical trials;
- regulatory actions regarding our products;
- announcements by us or our competitors of significant acquisitions, strategic partnerships, joint ventures or capital commitments;
- adoption of new accounting standards affecting our industry;
- additions or departures of key personnel;
- introduction of new products by us or our competitors;
- sales of our Common Stock or other securities in the open market; and
- other events or factors, many of which are beyond our control.

The stock market is subject to significant price and volume fluctuations. In the past, following periods of volatility in the market price of a company's securities, securities class action litigation has often been initiated against such company. Litigation initiated against us, whether or not successful, could result in substantial costs and diversion of our management's attention and resources, which could harm our business and financial condition.

Investors may experience dilution of their ownership interests because of the future issuance of additional shares of our Common Stock.

In the future, we may issue additional authorized but previously unissued equity securities, resulting in the dilution of the ownership interests of our present stockholders. We may also issue additional shares of our Common Stock or other securities that are convertible into or exercisable for Common Stock in connection with hiring or retaining employees, future acquisitions, future sales of our securities for capital raising purposes, or for other business purposes. The future issuance of any such additional shares of Common Stock may create downward pressure on the trading price of the Common Stock. There can be no assurance that we will not be

required to issue additional shares, warrants or other convertible securities in the future in conjunction with any capital raising efforts, including at a price (or exercise prices) below the price at which shares of our Common Stock are currently traded on the OTC Markets.

Our Common Stock is controlled by insiders.

Our officers and directors beneficially own approximately 35% of our outstanding shares of Common Stock. Such concentrated control of us may adversely affect the price of our Common Stock. Investors who acquire Common Stock may have no effective voice in the management of the Company. Sales by insiders or affiliates of the Company, along with any other market transactions, could affect the market price of our Common Stock.

Anti-takeover effects of certain provisions of Nevada state law may discourage or prevent a takeover.

In the future we may become subject to Nevada’s control share laws. A corporation is subject to Nevada’s control share law if it has more than 200 stockholders, at least 100 of whom are stockholders of record and residents of Nevada, and if the corporation does business in Nevada, including through an affiliated corporation. This control share law may have the effect of discouraging corporate takeovers. The Company currently has less than 200 stockholders.

The control share law focuses on the acquisition of a “controlling interest,” which means the ownership of outstanding voting shares that would be sufficient, but for the operation of the control share law, to enable the acquiring person to exercise the following proportions of the voting power of the corporation in the election of directors: (1) one-fifth or more but less than one-third; (2) one-third or more but less than a majority; or (3) a majority or more. The ability to exercise this voting power may be direct or indirect, as well as individual or in association with others.

The effect of the control share law is that an acquiring person, and those acting in association with that person, will obtain only such voting rights in the control shares as are conferred by a resolution of the stockholders of the corporation, approved at a special or annual meeting of stockholders. The control share law contemplates that voting rights will be considered only once by the other stockholders. Thus, there is no authority to take away voting rights from the control shares of an acquiring person once those rights have been approved. If the stockholders do not grant voting rights to the control shares acquired by an acquiring person, those shares do not become permanent non-voting shares. The acquiring person is free to sell the shares to others. If the buyer or buyers of those shares themselves do not acquire a controlling interest, the shares are not governed by the control share law.

If control shares are accorded full voting rights and the acquiring person has acquired control shares with a majority or more of the voting power, a stockholder of record, other than the acquiring person, who did not vote in favor of approval of voting rights, is entitled to demand fair value for such stockholder’s shares.

In addition to the control share law, Nevada has a business combination law, which prohibits certain business combinations between Nevada corporations and “interested stockholders” for three years after the interested stockholder first becomes an interested stockholder, unless the corporation’s board of directors approves the combination in advance. For purposes of Nevada law, an interested stockholder is any person who is: (a) the beneficial owner, directly or indirectly, of 10% or more of the voting power of the outstanding voting shares of the corporation, or (b) an affiliate or associate of the corporation and at any time within the previous three years was the beneficial owner, directly or indirectly, of 10% or more of the voting power of the then-outstanding shares of the corporation. The definition of “business combination” contained in the statute is sufficiently broad to cover virtually any kind of transaction that would allow a potential acquirer to use the corporation’s assets to finance the acquisition or otherwise to benefit its own interests rather than the interests of the corporation and its other stockholders.

[Table of Contents](#)

The effect of Nevada's business combination law is to potentially discourage parties interested in taking control of the Company from doing so if it cannot obtain the approval of our board of directors.

We have never declared any cash dividends and do not expect to declare any in the near future.

We have never paid cash dividends on our Common Stock. It is currently anticipated that we will retain earnings, if any, for use in the development of our business and we do not anticipate paying any cash dividends in the foreseeable future.

The Investor Warrants may be redeemed on short notice, which may have an adverse effect on the Common Stock price.

Once the registration statement of which this prospectus is a part becomes effective, we may redeem the Investor Warrants on 30 days' notice at any time after the date on which the last reported sale price per share of our Common Stock as reported by the principal exchange or trading facility on which our Common Stock trades equals or exceeds \$2.80 for twenty consecutive trading days. If we give notice of redemption, holders of our Investor Warrants will be forced to sell or exercise the Investor Warrants they hold or accept the redemption price. The notice of redemption could come at a time when, under specific circumstances or generally, it is not advisable or possible for holders of our warrants to sell or exercise the Investor Warrants they hold.

While the Investor and New Bridge Warrants are outstanding, it may be more difficult to raise additional equity capital.

During the term that the Investor Warrants and New Bridge Warrants are outstanding, the holders of those warrants are given the opportunity to profit from a rise in the market price of our Common Stock. In addition, the New Bridge Warrants are not redeemable by us. We may find it more difficult to raise additional equity capital while these warrants are outstanding. At any time during which these warrants are likely to be exercised, we may be able to obtain additional equity capital on more favorable terms from other sources.

SPECIAL NOTE REGARDING FORWARD-LOOKING STATEMENTS

This prospectus contains forward-looking statements within the meaning of the federal securities laws. These statements relate to anticipated future events, future results of operations or future financial performance. These forward-looking statements include, but are not limited to, statements relating to our ability to raise sufficient capital to finance our planned operations, market acceptance of our technology and product offerings, our ability to attract and retain key personnel, our ability to protect our intellectual property, and estimates of our cash expenditures for the next 12 to 36 months. In some cases, you can identify forward-looking statements by terminology such as “may,” “might,” “will,” “should,” “intends,” “expects,” “plans,” “goals,” “projects,” “anticipates,” “believes,” “estimates,” “predicts,” “potential,” or “continue” or the negative of these terms or other comparable terminology.

These forward-looking statements are only predictions, are uncertain and involve substantial known and unknown risks, uncertainties and other factors which may cause our (or our industry’s) actual results, levels of activity or performance to be materially different from any future results, levels of activity or performance expressed or implied by these forward-looking statements. The “Risk Factors” section of this prospectus sets forth detailed risks, uncertainties and cautionary statements regarding our business and these forward-looking statements.

We cannot guarantee future results, levels of activity or performance. You should not place undue reliance on these forward-looking statements, which speak only as of the date of this prospectus. These cautionary statements should be considered with any written or oral forward-looking statements that we may issue in the future. Except as required by applicable law, including the securities laws of the United States, we do not intend to update any of the forward-looking statements to conform these statements to reflect actual results, later events or circumstances or to reflect the occurrence of unanticipated events.

USE OF PROCEEDS

We may receive gross proceeds of up to \$18,700,000, before deducting expenses estimated at \$20,000, from the exercise of the Investor Warrants and New Bridge Warrants. We will retain discretion over the use of the net proceeds we may receive from this offering, but we currently intend to use such proceeds, if any, for general corporate and for working capital purposes.

DIVIDEND POLICY

We have never declared or paid cash dividends. We do not intend to pay cash dividends on our Common Stock for the foreseeable future, but currently intend to retain any future earnings to fund the development and growth of our business. The payment of cash dividends if any, on the Common Stock will rest solely within the discretion of our board of directors and will depend, among other things, upon our earnings, capital requirements, financial condition, and other relevant factors.

CAPITALIZATION

The following table sets forth the Company's capitalization as of March 31, 2011 on an actual basis and the Company's capitalization on a pro-forma basis after giving effect to:

- Adjustment #1-The assumed exercise of Investor Warrants to purchase 13,000,000 shares at an exercise price of \$1.40 which would provide \$18,200,000 of proceeds to the Company.
- Adjustment #2-The assumed exercise of Bridge Warrants to purchase 500,000 shares at \$1.00 per share which would provide \$500,000 of proceeds to the Company.
- Adjustment # 3-The reclassification of derivative liability of \$10,525,843 upon the exercise of the Investor and Bridge Warrants.

This table should be considered in conjunction with the sections of this prospectus captioned "Use of Proceeds" and "Management's Discussion And Analysis Of Financial Condition And Results Of Operations" as well as the financial statements and related notes included in this registration statement.

<u>Capitalization Table</u>	<u>March 31, 2011</u>				
	<u>Actual</u>	<u>Adjustment #1 assumed exercise of Investor Warrants for 13,000,000 shares at \$1.40 per share</u>	<u>Adjustment #2 assumed exercise of Bridge Warrants for 500,000 shares at \$1.00 per share</u>	<u>Adjustment #3 Reclassification of Derivative Warrant Liability due to the Exercise of the Investor and Bridge Warrants</u>	<u>Pro-Forma As Adjusted, Giving effect to the Exercise of Investor and Bridge Warrants</u>
Derivative warrant liability	\$ 10,525,843	—	—	\$ (10,525,843)	—
Stockholders' equity (deficit):					
Common stock, \$0.00001 par value; 100,000,000 shares authorized, 51,674,712 issued and outstanding and as adjusted 65,174,712 giving effect for the exercise of warrants	516	130	5	—	651
Additional paid-in capital	11,345,147	18,199,870	499,995	10,525,843	40,570,855
Deficit accumulated during the development stage	(14,366,837)	—	—	—	(14,366,837)
Total stockholders' equity (deficit)	(3,021,174)	18,200,000	500,000	10,525,843	26,204,669
Total Capitalization	<u>\$ 7,504,669</u>	<u>\$ 18,200,000</u>	<u>\$ 500,000</u>	<u>\$ —</u>	<u>\$ 26,204,669</u>

DILUTION

Dilution to Investors for Bridge and Investor Warrants

Assuming that the 13,000,000 Investor Warrants and the 500,000 Bridge Warrants were exercised on March 31, 2011, the following table illustrates the per share dilution to investors:

		<u>Investor Warrants</u>	<u>Bridge Warrants</u>
a) Exercise Price Per Share of Investor Warrant		\$ 1.40	
b) Exercise Price Per Share of Bridge Warrant			\$ 1.00
c) Stockholders' deficit at March 31, 2011	\$ (3,021,174)		
d) Common stock outstanding at March 31, 2011	<u>51,674,712</u>		
e) Book value at March 31, 2011= (c divided by d)	\$(0.06)		
f) Stockholders' equity as adjusted after exercise of warrants	\$26,204,669		
g) Shares outstanding, as adjusted after exercise of warrants	<u>65,174,712</u>		
h) Pro-Forma as adjusted book value after exercise of warrants =(f divided by g)	\$ 0.40	\$ 0.40	\$ 0.40
i) Increase in book value per share attributable to exercise of warrants=(h minus e)	\$ 0.46		
j) Dilution per share to investors exercising Investor Warrants =(h minus a)		<u>\$ (1.00)</u>	
k) Dilution per share to investors exercising Bridge Warrants =(h minus b)			<u>\$ (0.60)</u>

MANAGEMENT’S DISCUSSION AND ANALYSIS OF FINANCIAL CONDITION AND RESULTS OF OPERATIONS

You should read the following discussion and analysis of financial condition and results of operations together with our consolidated financial statements and accompanying notes included in this prospectus. This discussion contains forward-looking statements that involve risks and uncertainties. Our actual results may differ materially from those anticipated in these forward-looking statements as a result of many important factors, including those set forth under “Risk Factors,” “Special Note Regarding Forward-Looking Statements” and elsewhere in this prospectus.

As the result of the Transactions and the change in business and operations of the Company from a shell company to a biotechnology company, a discussion of the past financial results of ITHC is not pertinent, and the financial results of InVivo, the acquirer and ongoing operating company, are considered the financial results of the Company on a historical and going-forward basis.

Management’s Discussion and Analysis of Financial Condition and Results of Operations

The following management’s discussion and analysis should be read in conjunction with the Company’s historical consolidated financial statements and the related notes. The management’s discussion and analysis contains forward-looking statements that involve risks and uncertainties, including those we detail under “Risk Factors,” such as statements of our plans, objectives, expectations and intentions. Any statements that are not statements of historical fact are forward-looking statements. When used, the words “believe,” “plan,” “intend,” “anticipate,” “target,” “estimate,” “expect” and the like, and/or future tense or conditional constructions (“will,” “may,” “could,” “should,” etc.), or similar expressions, identify certain of these forward-looking statements. These forward-looking statements are subject to risks and uncertainties that could cause actual results or events to differ materially from those expressed or implied by the forward-looking statements in this prospectus. The Company’s actual results and the timing of events could differ materially from those anticipated in these forward-looking statements as a result of several factors. The Company does not undertake any obligation to update forward-looking statements to reflect events or circumstances occurring after the date of this prospectus.

The discussion and analysis of the Company’s financial condition and results of operations are based on the Company’s financial statements, which the Company has prepared in accordance with U.S. generally accepted accounting principles. The preparation of these financial statements requires the Company to make estimates and assumptions that affect the reported amounts of assets and liabilities and the disclosure of contingent assets and liabilities at the date of the financial statements, as well as the reported revenues and expenses during the reporting periods. On an ongoing basis, the Company evaluates such estimates and judgments, including those described in greater detail below. The Company bases its estimates on historical experience and on various other factors that the Company believes are reasonable under the circumstances, the results of which form the basis for making judgments about the carrying value of assets and liabilities that are not readily apparent from other sources. Actual results may differ from these estimates under different assumptions or conditions.

Critical Accounting Policies and Estimates

Our consolidated financial statements, which appear at page F-1, have been prepared in accordance with accounting principles generally accepted in the United States, which require that the Company make certain assumptions and estimates and, in connection therewith, adopt certain accounting policies. Our significant accounting policies are set forth in Note 2 to our consolidated financial statements. Of those policies, we believe that the policies discussed below may involve a higher degree of judgment and may be more critical to an accurate reflection of our financial condition and results of operations.

[Table of Contents](#)

Stock-Based Compensation

Stock options are generally granted with an exercise price at market value at the date of the grant. The stock options generally expire ten years from the date of grant. Stock option awards vest upon terms determined by the Board of Directors.

The Company recognizes compensation costs resulting from the issuance of stock-based awards to employees, non-employees and directors as an expense in the statement of operations over the service period based on a measurement of fair value for each stock-based award.

The fair value of the Company's Common Stock has been determined based on a number of factors including the stage of development of the Company, the value of the Company's Common Stock sold to outside investors and the market value of other medical device companies in a similar stage of development.

The fair value of each option grant was estimated as of the date of grant using the Black-Scholes option-pricing model. The fair value is amortized as compensation cost on a straight-line basis over the requisite service period of the awards, which is generally the vesting period. Due to our limited operating history and limited number of sales of our Common Stock, we estimated our volatility in consideration of a number of factors including the volatility of comparable public companies. The Company uses historical data, as well as subsequent events occurring prior to the issuance of the consolidated financial statements, to estimate option exercise and employee termination within the valuation model. The expected term of options granted under the Company's stock plans is based on the average of the contractual term (generally 10 years) and the vesting period (generally 48 months). The risk-free rate is based on the yield of a U.S. Treasury security with a term consistent with the option.

The following assumptions were used to estimate the fair value of stock options granted using the Black-Scholes option pricing model:

	December 31,	
	2010	2009
Risk-free interest rate	1.63% - 3.05%	2.68%
Expected dividend yield	0%	0%
Expected term (employee grants)	6.25 years	6.25 years
Expected volatility	49.12%	50.10%

Derivative Instruments

Certain of our issued and outstanding warrants to purchase Common Stock contain anti-dilution provisions. These warrants do not meet the requirements for classification as equity and are recorded as derivative warrant liabilities. We use valuation methods and assumptions that consider among other factors the fair value of the underlying stock, risk-free interest rate, volatility, expected life and dividend rates consistent with those discussed in Stock-Based Compensation above in estimating the fair value for the warrants considered to be derivative warrant liabilities. Such derivative warrant liabilities are initially recorded at fair value with subsequent changes in fair value charged (credited) to operations in each reporting period. The fair value of the derivative warrant liability is most sensitive to changes in the fair value of the underlying Common Stock and the estimated volatility of our Common Stock.

Results of Operations

Research and development expenses consist primarily of payments to contract research and development companies and payroll. General and administrative expenses consist primarily of payroll, rent and professional services.

Comparison of the three months ended March 31, 2011 and 2010

Research and Development Expenses

Research and development expenses increased by approximately \$479,000 to approximately \$636,000 for the three months ended March 31, 2011 from approximately \$157,000 for the three months ended March 31, 2010. The increase in expenses is primarily attributable to the hiring of additional personnel and an increase in costs of pre-clinical studies.

General and Administrative Expenses

General and administrative expenses increased by approximately \$539,000 to approximately \$764,000 for the three months ended March 31, 2011 from approximately \$225,000 for the three months ended March 31, 2010. The increase in expenses is primarily attributable to an increase in costs associated with operating as a public company and increases in rent, salary and benefit costs.

Interest expense

Interest expense decreased by \$70,000 to approximately \$2,000 for the three months ended March 31, 2011 from approximately \$72,000 for the three months ended March 31, 2010. The decrease in interest expense is due to the conversion into common stock of the remaining balance of the convertible notes payable as of March 31, 2010.

Derivatives Gain (Loss)

Derivatives gain was approximately \$121,000 for the three months ended March 31, 2011 and reflects the decrease in the fair value of derivative warrant liabilities during the period. We did not have a derivative warrant liability or derivative gain (loss) during the three months ended March 31, 2010.

Comparison of the years ended December 31, 2010 and 2009

Research and Development Expenses

Research and development expenses decreased by \$135,000, from \$1,808,000 in 2009 to \$1,673,000 in 2010. The decrease is primarily attributable to a reduction in costs of pre-clinical studies offset by stock compensation expense incurred in 2010 of \$376,000. In addition, during 2010 the Company received approximately \$245,000 as a grant under the IRS Qualifying Therapeutic Discovery Project (QTDP) program. This amount has been recorded as a reduction in research and development expenses.

General and Administrative Expenses

General and administrative expenses increased by \$888,000, from \$836,000 in 2009 to \$1,724,000 in 2010. The increase is primarily attributable to an increase in stock compensation expense of \$118,000, approximately \$120,000 of costs incurred in the fourth quarter of 2010 associated with operating as a public company, and increases in rent, salary and benefit costs.

Interest expense

Interest expense increased by \$308,000 from \$256,000 in 2009 to \$564,000 in 2010. The increase is primarily attributable to non-cash interest expense of \$317,000 associated with the \$500,000 bridge note financing in 2010.

Other Income

Other income in 2009 of \$383,000 resulted from a legal settlement. There was no other income in 2010.

[Table of Contents](#)

Derivatives Loss

Derivatives loss totaled \$3,953,000 for the year ended December 31, 2010 and reflects the change in the fair value of derivative warrant liabilities during the year. We did not have a derivative warrant liability or derivative (gain) loss in 2009.

Financial Condition, Liquidity and Capital Resources

Since its inception, the Company has devoted substantially all of its efforts to business planning, research and development, recruiting management and technical staff, acquiring operating assets and raising capital. Accordingly, the Company is considered to be in the development stage.

Since inception, the Company has experienced negative cash flows from operations. The Company has financed its operations primarily through the sale of equity-related securities. At March 31, 2011, the accumulated deficit was approximately \$14,367,000 and the stockholders' deficit was approximately \$3,021,000.

At March 31, 2011, we had total current assets of approximately \$7,431,000 and current liabilities of approximately \$10,947,000 resulting in a working capital deficit of approximately \$3,516,000. At March 31, 2011, the Company had total assets of approximately \$7,984,000 and total liabilities of approximately \$11,005,000, resulting in a stockholders' deficit of \$3,021,000.

Net cash used by operating activities for the three months ended March 31, 2011 was approximately \$1,943,000. The Company raised approximately \$2,000 from the exercise of stock options. The Company spent approximately \$154,000 for the three months ended March 31, 2011 on the purchase of equipment.

At March 31, 2011, the Company had cash of approximately \$6,864,000 and the Company expects the cash to fund its operations at least through March 31, 2012. The Company will need to raise substantial additional capital to complete its clinical trials, obtain marketing approvals and commercialize its products.

Off-Balance Sheet Arrangements

We have no off-balance sheet arrangements, including unrecorded derivative instruments that have or are reasonably likely to have a current or future material effect on our financial condition, changes in financial condition, revenues or expenses, results of operations, liquidity, capital expenditures or capital resources. We have certain warrants and options outstanding but we do not expect to receive sufficient proceeds from the exercise of these instruments unless and until the trading price of our Common Stock is significantly greater than the applicable exercise prices of the options and warrants and mainly following any necessary registering of underlying securities.

Effect of Inflation and Changes in Prices

Management does not believe that inflation and changes in price will have a material effect on our operations.

BUSINESS

History

We were incorporated on April 2, 2003, under the name of Design Source, Inc. to offer a comprehensive supply of, market and distribute commercial upholstery, drapery, bedspread, panel, and wall covering fabrics to the interior designer industry and individual retail customers on our proprietary Internet website.

We subsequently determined that we could not continue with our intended business operations because of a lack of financial results and resources. We redirected our focus towards identifying and pursuing options regarding the development of a new business plan and direction. On October 26, 2010, we acquired the business of InVivo, and are continuing the existing business operations of InVivo as a wholly-owned subsidiary.

Overview

InVivo was incorporated on November 28, 2005. InVivo was founded to develop and commercialize new technologies for the treatment of spinal cord injuries. InVivo's proprietary technology was co-invented by Robert S. Langer, ScD, Professor at Massachusetts Institute of Technology and Joseph P. Vacanti, MD, affiliated with Massachusetts General Hospital. The intellectual property rights that are the basis for our products are licensed under an exclusive, world-wide license from CMCC and MIT.

We intend to create new treatments for spinal cord injury. Current treatments consist of a collection of approaches that only focus on symptoms of spinal cord injury. To date, we are not aware of any product on the market that addresses the underlying pathology of spinal cord injury.

Currently, there are no successful spinal cord injury treatment options for spinal cord injury patients. We take a different approach to spinal cord injury and focus on protection of the spinal cord and prevention of secondary injury rather than regeneration. Our platform technologies focus on minimizing tissue damage sustained following acute injury and promoting neural plasticity of the spared healthy tissue, which may result in full or partial functional recovery. The technologies encompass multiple strategies involving biomaterials, FDA approved drugs, growth factors, and human neural stem cells. We believe our approach could become a standard treatment for both acute and chronic spinal cord injuries.

The Technology

We intend to leverage our primary platform technology to develop and commercialize three products as follows:

1. A biocompatible polymer scaffolding device to treat acute spinal cord injuries.
2. A biocompatible hydrogel for local controlled release of methylprednisolone to treat acute spinal cord injuries.
3. A biocompatible polymer scaffolding device seeded with autologous human neural stem cells to treat acute and chronic spinal cord injuries.

Our biopolymer-based devices are surgically implanted or injected into the lesion created during traumatic injury, or the "primary injury". The Company expects the biopolymer scaffolding devices will protect the damaged spinal cord by mitigating the progression of "secondary injury" resulting from the body's inflammatory and immune response to injury, and will promote neuroplasticity, a process where functional recovery (the recovery of motor movement or sensation) may occur through the rerouting of signaling pathways to the spared healthy tissue. Achieving these results is essential to the recovery process, as secondary injury can significantly worsen the immediate damage sustained during trauma. The additional damage dramatically reduces patient quality of life post-injury.

[Table of Contents](#)

The Company will be required to demonstrate safety and efficacy in human clinical studies before it can submit a PMA to the FDA. The Company plans to first conduct a pilot study in ten acute spinal cord patients followed by a larger pivotal study. The FDA must review and approve the PMA before the Company can start selling the product in the U.S. The completion of the human clinical studies and the FDA approval of the PMA could take between three to five years to achieve, depending on a number of factors including the FDA review and clearance process for the IDE, the clinical trial designs and amount of time it will take to enroll and treat patients, and the FDA review and approval process for the PMA. The FDA regulatory approval process is lengthy, and the outcome is highly uncertain. The risk exists that the first product may never be approved, or that the approval is significantly delayed such that the Company is unable to raise additional capital to continue to fund the Company. Please see “Risk Factors” beginning on page 6 for a more detailed discussion of these risks.

If the product is approved by the FDA, the Company will need to expand manufacturing capacity, and establish sales, marketing and distribution channels to sell the product. The Company intends to retain manufacturing rights and plans to market and sell the product through a direct sales force in the U.S.

Additional applications of our platform technologies include the potential treatment for, spinal cord injury following tumor removal, peripheral nerve damage, and postsurgical treatment of any transected nerve. Our first product, the biocompatible scaffolding device for the treatment of acute spinal cord injury, is regulated as a Class III medical device by the FDA. The product has been evaluated in animal studies and the Company submitted an IDE with the FDA on July 7, 2011, that if approved by the FDA will permit the commencement of human clinical studies.

The biocompatible hydrogel for the local release of methylprednisolone to treat acute spinal cord injuries and the biocompatible polymer scaffolding device seeded with autologous human neural stem cells to treat acute and chronic spinal cord injuries are likely to be regulated as combination drug/devices and as such will require significantly longer regulatory approval times than the biopolymer scaffolding device.

We are a development stage company, and as such face significant uncertainty regarding our future capital needs and timelines for our intended products.

Market Opportunity

As we are aware of no current products on the market that treat paralysis caused by spinal cord injuries, we believe that our market opportunity for our technology is significant. By 2011, based on the Company’s estimates, the total addressable market for acute spinal cord injury will be approximately \$10.4 billion annually. Since 1973, the National Spinal Cord Injury Statistical Center (“NSCISC”) at the University of Alabama has been commissioned by the US government to maintain a national database of spinal cord injury statistics.

In the United States:

- Approximately 1,275,000 people are currently living with paralysis due to spinal cord injury.
- An additional 12,000 individuals will become fully or partially paralyzed this year alone.

The financial impact of spinal cord injuries, as reported by the NSCISC, is enormous:

- During the first year, “cost of care” ranges from \$244,562 to \$829,843, depending on the severity.
- The net present value (“NPV”) to maintain a quadriplegic injured at age 25 for life is \$3,273,270.
- The NPV to maintain a paraplegic injured at age 25 for life is \$1,093,669.

Sources: *Christopher & Dana Reeve Foundation, and National Spinal Cord Injury Statistical Center. “One Degree of Separation: Paralysis and Spinal Cord Injury in the United States” 2010.*

These costs place a tremendous financial burden on families, insurance providers, and government agencies. Moreover, despite all financial investment, the patient remains disabled for life since current medical interventions address only the symptoms of spinal cord injury rather than the underlying neurological cause.

TABLE 1. COST OF CARE FOR A SPINAL CORD INJURY PATIENT

SEVERITYOF INJURY	AVERAGE YEARLY EXPENSES (in 2009 dollars)		ESTIMATED LIFETIME COSTS BY AGE AT INJURY (NPV, Discounted at 2%)	
	First Year	Each Subsequent Year	25 Years Old	50 Years Old
High Tetraplegia (C1-C4)	\$ 829,843	\$ 148,645	\$ 3,273,270	\$ 1,926,992
Low Tetraplegia (C5-C8)	\$ 535,877	\$ 60,887	\$ 1,850,805	\$ 1,172,070
Paraplegia	\$ 303,220	\$ 30,855	\$ 1,093,669	\$ 745,951
Incomplete Motor Functional at Any Level	\$ 244,562	\$ 17,139	\$ 729,560	\$ 528,726

Source: National Spinal Cord Injury Statistical Center; February 2010 edition of “Spinal Cord Injury Facts and Figures at a Glance.” All figures in US Dollars.

Note: tetraplegia is paralysis in the arms, legs and trunk of the body below the level of the spinal cord injury; paraplegia is paralysis of the lower part of the body including the legs.

Creating New Treatments for Spinal Cord Injuries

We intend to create new treatments for spinal cord injuries. Current methods consist of a collection of approaches that only focus on symptoms of spinal cord injuries. For example, to date, we are not aware of any product on the market that addresses the underlying pathology of spinal cord injuries.

Our goal is to create new options for care by changing the way physicians treat spinal cord injuries. Our technology aims to protect the spinal cord and minimize secondary injury that causes cell death while promoting neural plasticity of the spared healthy tissue, something no other product on the market is designed to do. Our products, if approved for commercialization, will be a new therapeutic class of products and will not compete with current treatment options (i.e. spinal fixation devices). Rather, it is expected that they will be complementary to these products, and the combination may create the best clinical outcome.

Our First Product Under Development: A Scaffolding Device to Treat Spinal Cord Injuries

Spinal cord injury involves not only initial cell death at the lesion due to mechanical impact but also a devastating secondary injury pathology that persists for several weeks (Figure 1). We are focused on preventing this secondary cascade of cell death and promoting the subsequent repair and recovery processes.

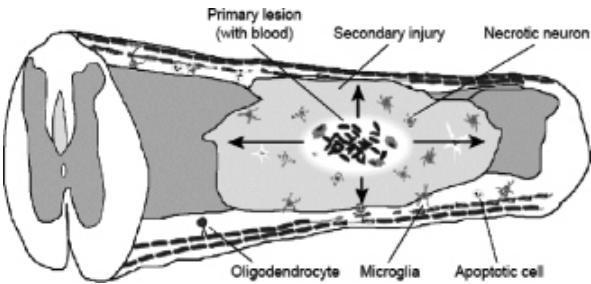


FIGURE 1. PROGRESSION OF SECONDARY INJURY (DAYS 2-30 POST-INJURY) (Fleming *et al.* 2006)

Our first product is a biopolymer scaffolding device that will be implanted into lesions within the spinal cord to treat acute spinal cord injuries (Figure 2). The porous biopolymer scaffold consists of polylactic-co-glycolic acid (“PLGA”) and-polylysine. PLGA is a biodegradable and biocompatible polymer, which is approved by the FDA for applications such as surgical sutures (Dolphin sutures and Ethicon sutures), drug delivery (Lupron Depot and Sandostatin LAR Depot), and tissue engineering (Dermagraft).

The PLGA-polylysine biopolymer scaffolding device is biocompatible and biodegradable and degrades naturally inside the body without requiring subsequent removal. The device will be customized to fit inside a patient-specific lesion.




FIGURE 2. SCAFFOLD IMPLANTED INTO SPINAL CORD INJURY LESION

Our biopolymer scaffolding has been designed to prevent and mitigate the cascading inflammatory response or secondary injury and our device is intended to perform four functions:

1. Fill the necrotic lesion to minimize secondary injury, which may occur by inhibiting cell-cell signaling via inflammatory cytokines.
2. Bridge the gap formed by the lesion, providing a matrix designed to promote regrowth and reorganization of neural elements (neurons and neurites).
3. Act as a synthetic extracellular matrix, with the goal of promoting survival of surrounding neurons.
4. Reduce scar formation (astrogliosis).

Our Polymer Technology Differentiator

We intend to introduce the first biodegradable polymer scaffold without any other FDA regulated drugs for spinal cord injury treatment. Since this product does not contain cells or drugs, the implantable device is regulated as a Class III medical device and as such the FDA approval process should not be as long as a drug or a drug/device combination product.

Our Second Planned Product to be Developed: Local Controlled Release Drug Delivery

The second product we intend to develop is an injectable hydrogel designed to counteract the inflammatory environment that results during a secondary injury from a closed-wound spinal cord injury where further cell death occurs. The hydrogel is designed to release drugs over at least 10 days in order to synchronize the rate of delivery to match the period in which the inflammatory response peaks during secondary injury. While the hydrogel could incorporate other hydrophilic drugs or therapeutic agents that counteract secondary injury, promote neuroplasticity or support endogenous repair mechanisms, our second product is designed to deliver the anti-inflammatory steroid methylprednisolone sodium succinate. Methylprednisolone sodium succinate is FDA-approved, and is currently a treatment option for spinal cord injuries. However, high-dose intravenous administration of the drug can result in harmful systemic side effects, including increased risks of pneumonia, sepsis and mortality. By precisely controlling the release of methylprednisolone at the site of injury, we hypothesize that therapeutically effective doses can be

delivered to the point of inflammation while mitigating the risk of harmful systemic side effects. Although we have conducted initial animal studies for this potential product, we will need to accumulate additional animal data before we can submit for regulatory approval to commence human clinical studies.

Our Third Product to be Developed: Polymer Scaffold Seeded with Autologous Human Neural Stem Cells

The third product we intend to develop extends the biopolymer platform technology to treat both acute closed-wound and chronic spinal cord injury patients by seeding the patient's own stem cells onto the scaffold and then inserting the scaffold into the injured spinal cord. The scaffold acts as a synthetic extracellular matrix on which cells can be transplanted.

Our third product is intended to counteract the pathophysiology of spinal cord injury by:

1. Replacing lost cells of the spinal cord.
2. Activating endogenous regenerative processes such as the formation of new synapses and axonal sprouting based on molecules the stem cells produce.

Although we have conducted initial animal studies for this potential product, we will need to accumulate additional animal data before we can submit for regulatory approval to commence human clinical studies.

Rodent Study — 2002

The first animal study for our technology was performed by academic researchers at MIT and Harvard Medical School in 2002 and published in the Proceedings of the National Academy of Sciences (PNAS, 2002, vol.99, no.5, 3024-9). The implemented scaffold was designed to mimic the cellular architecture of the inner 'grey' matter and outer 'white' matter of the spinal cord (Figure 3).

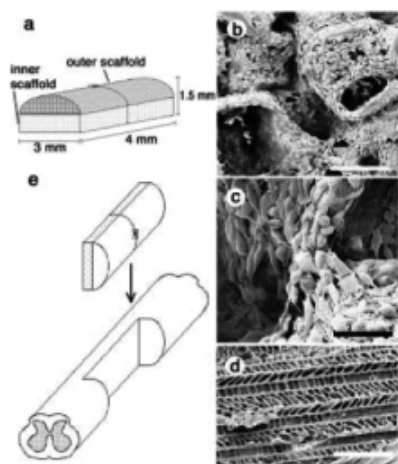


FIGURE 3 (a) SCHEMATIC OF THE SCAFFOLD SHOWING INNER AND OUTER ARCHITECTURE. (b and c) INNER SCAFFOLDS SEEDED WITH HUMAN NEURAL STEM CELL (SCALE: 200 μM AND 50 μM, RESPECTIVELY). THE OUTER SECTION OF THE SCAFFOLD CONTAINS LONG, AXIALLY ORIENTED PORES FOR AXONAL GUIDANCE AS WELL AS RADIAL PORES TO ALLOW FLUID TRANSPORT WHILE INHIBITING THE IN-GROWTH OF SCAR TISSUE (SCALE: 100 μM). (e) SCHEMATIC OF SURGICAL INSERTION OF THE IMPLANT INTO THE SPINAL CORD.

[Table of Contents](#)

The study demonstrated the impact of our polymer-alone device (first product) and our polymer with human neural stem cell device (third product) in treating spinal cord injury (Figure 5). The human neural stem cells augment the polymer scaffolding treatment. The study also demonstrated that stem cells injected into the lesion without our proprietary scaffold do not exert a therapeutic effect. Comparable to the adhesion of cells to the body's extracellular matrix, it is thought that the scaffolding device is necessary for the human neural stem cells to survive and function following transplantation.

The Basso-Beattie-Bresnahan ("BBB") scoring scale was used to evaluate neuromotor (the ability to voluntarily move muscles) improvement at one day post-surgery and weekly time points over the course of six weeks post-injury. The BBB twenty point neuromotor scoring scale evaluates the degree of neuromotor recovery after a spinal cord injury was induced in a spinal cord rodent injury model. For example, a BBB score of zero means the subject has no voluntary motor function after injury, a BBB score of twenty means a complete neuromotor recovery after injury. Results from the PLGA-polylysine scaffold configured to treat spinal cord injury showed neuromotor improvement as early as two weeks post injury. While the study was stopped at the end of either week 8 or week 10, rodents were kept for over one year. The subjects demonstrated neuromotor recovery that was sustained over the year period, and they exhibited no adverse pathological reactions.

Pilot Primate Study — 2008

We believe the non-human primate model is the best surrogate for potentially how spinal cord injury products will work in humans. To date, the PLGA-polylysine scaffolding device has been evaluated in two primate studies. The first study involving four primates, was completed in 2008, was published in the *Journal of Neuroscience Methods*, and focused mainly on neuromotor assessment criteria following the model spinal cord injury. The second primate study which involved sixteen primates also included collecting quantitative electromyographic and kinematic analyses.

In April 2008, we conducted our first non-human primate study with an induced spinal cord injury model. The experiment was designed as a pilot study to test the model injury in assessing the potential therapeutic efficacy of our technologies. The study was conducted at the St. Kitts Biomedical Research Foundation in St. Kitts and Nevis. The surgeries were performed by Eric Woodard, MD, our Chief Medical Officer, and Jonathan Slotkin, MD. Dr. Woodard served as Chief of Spine Surgery at Harvard's Brigham & Women's Hospital for ten years and is currently Chief of Neurosurgery at Boston's New England Baptist Hospital. Dr. Slotkin has practiced at Harvard's Brigham & Women's Hospital and is currently a spine neurosurgeon at the Washington Brain and Spine Institute and a member of our Scientific Advisory Board.

We utilized a lateral hemisection spinal cord injury model in four African Green monkeys, in which the left-half segment of the spinal cord between T9 and T10 was surgically removed. Immediately following tissue removal, our biopolymer devices were inserted into the resulting lesion by our Chief Medical Officer, Dr. Eric Woodard (Figure 4). The injury model resulted in Brown-Séquard syndrome: paralysis of the animals' left hind limb and loss of sensory function in the animals' right hind limb. The injury model was successful in preserving bowel and bladder function in all animals.

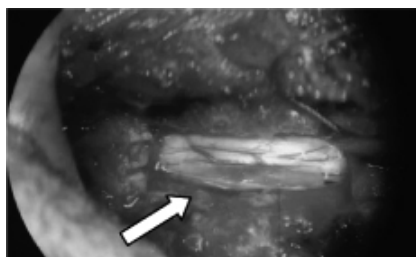


FIGURE 4. DEVICE INSERTED INTO HEMI-SECTION

Animals were monitored for six weeks post-injury, and behavioral scoring was performed to measure functional recovery by a neuroscientist blinded to the injury model or treatments performed on each subject. Preliminary video data of the primates was reviewed and rated by a blinded reviewer not involved in the conduct of the study based on a twenty point neuromotor observational scale developed by InVivo that is analogous to the BBB twenty point neuromotor scale for rodents. InVivo's twenty point scale assesses the degree of neuromotor recovery in the hind-limbs of primates after the lateral hemisection injury model. For example, a score of zero means the primate has no voluntary muscle function after injury, a score of twenty means a completely recovery after injury. Any score greater than eight indicates the subject has regained the ability to bear weight and perform deliberate stepping (Figure 6).

Non-Human Primate Studies: Comparison of Results to Prior Rodent Study

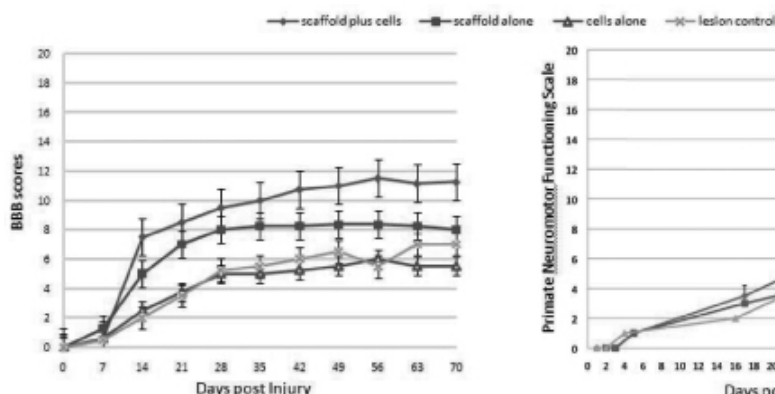


FIGURE 5. IPSILATERAL-LESIONED SIDE BBB OPEN-FIELD WALKING SCORE FROM RODENT STUDY (Teng, Lavik, *et al.* 2002)

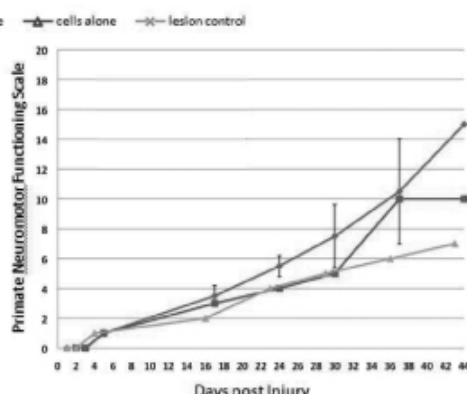


FIGURE 6. LEFT HINDLIMB NEUROMOTOR PERFORMANCE FROM ST. KITTS PRIMATE GREEN PILOT STUDY (2008)
(SCAFFOLD + HNSC: N=2 EXPECT FOR DAY 1 & DAY 44, WHERE N=1;
SCAFFOLD-ALONE: N=1, NO TREATMENT: N=1)

The two African Green monkeys that received scaffolds seeded with human neural stem cells (n=2, Figure 6) demonstrated an improved level of functional recovery compared to the control animal (n=1, Figure 6). These results mirrored the behavioral observations obtained in our rodent study (n=12, Figure 5). Furthermore, implantation of the scaffold alone demonstrated improved efficacy in promoting functional recovery compared to the control in both one monkey (n=1, Figure 6) and in prior rodent studies (n=12, Figure 5).

2nd Primate Study 2010- Preclinical evaluation of biomaterial scaffolds and hydrogels in a model spinal cord injury in the African green monkey.

A second primate study involving 16 primates, was also conducted at the St. Kitts Biomedical Research Foundation in St. Kitts and Nevis. The surgeries were also performed by Eric Woodard, MD, our Chief Medical Officer, and Jonathan Slotkin, MD. A segmental thoracic hemisection was used in African green monkeys for the evaluation of biomaterial implants in a pre-clinical model of spinal cord injury in the non-human primate. The model's physiological tolerance permitted behavioral analyses for a 12-week period post-injury, extending to termination points for immunohistochemical analyses.

Implementation of surgically-induced spinal cord injury through T9-T10 thoracic lateral hemisection on 16 African green monkeys with administration of a PLGA-polylysine scaffold (n=4), a PLGA-polylysine scaffold soaked in growth factors (EGF, bFGF, 15 µg each) (n=5), a thiol-acrylate poly (ethylene glycol) based hydrogel containing 150 µg methylprednisolone sodium succinate (n=4), or no treatment for control (n=4). Implants were administered at the time of lesioning. The objective was to determine the feasibility and reliability of this pre-clinical model of spinal cord injury, the safety and efficacy of the implants in a non-human primate model, as well as the establishment of assessment measures. Analysis of functional neuromotor improvements was performed by statistical evaluation of 3D kinematic and electromyographic (“EMG”) recordings, InVivo’s 0-20 neuromotor scoring system and histological and immunohistochemical stains on post-mortem spinal cord thoracic and lumbar cross-sections.

The neuromotor assessment by a blinded trained neuroscientist for each group over the twelve-week period for the left hind limb was charted (Figure 7). All groups show an initial paralysis 2 days post-injury, confirming successful surgical induction of model Brown-Séquard syndrome. The treatment groups exhibited an improved recovery compared to untreated injured controls on average. Kinematic and EMG analyses exhibited the same trend. While only sixteen primates were evaluated and statistical power tests have not been completed, the initial results are consistent with data from prior monkey and rodent studies.

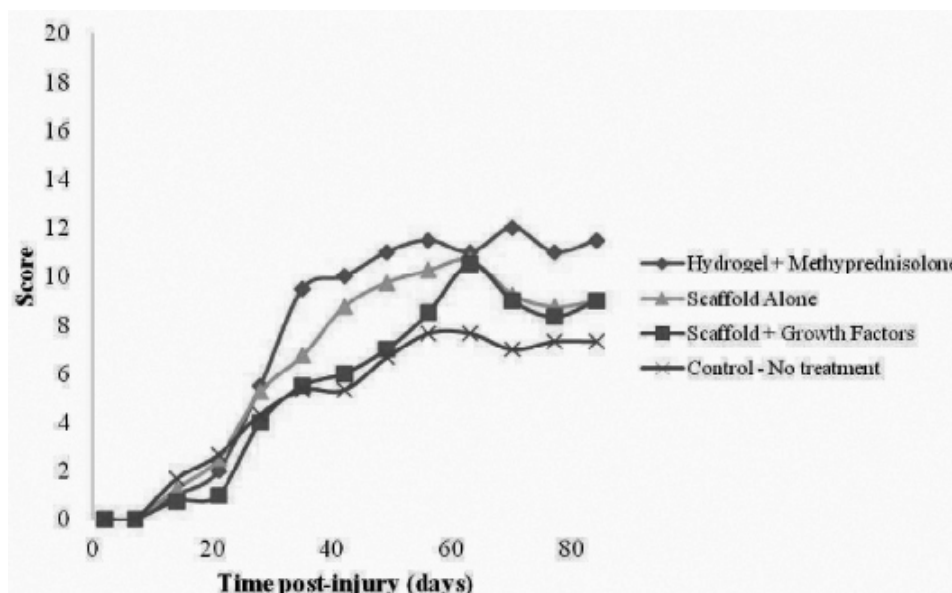


FIGURE 7. IPSILATERAL HINDLIMB TREADMILL HANDCAM NEUROMOTOR SCORE

Commercialization Strategy

Clinical Regulatory Plan

Our PLGA biopolymer scaffolding product is expected to be regulated as a Class III medical device by the FDA. We will be required to demonstrate safety and efficacy in a human clinical trial before we can submit a PMA for FDA approval. Before human clinical trials can commence, we are required to obtain FDA clearance to conduct the clinical trial under an Investigational Device Exemption application (“IDE”). An IDE application is required by the FDA to include the following information:

- A detailed report of all prior pre-clinical investigations with the device;
- Summary of clinical publications that are relevant to the device;
- An investigational plan for the device that includes the proposed human clinical study protocol; and

[Table of Contents](#)

- A detailed description of the methods, facilities and controls used for the manufacturing of the device.

Once the IDE has been filed with the FDA, the FDA has a thirty-day period to approve the IDE, or disapprove the IDE, in which case the applicant is provided the opportunity to provide additional information to the FDA to respond to the filing deficiencies. We have conducted a Pre-IDE meeting with the FDA at which we reviewed the pre-clinical data and the clinical trial protocol. At the meeting, the FDA provided the Company observations and guidance concerning the pre-clinical data required for the IDE submission, the description of the manufacturing methods used to make the device and the proposed clinical study protocol. We submitted an IDE to the FDA on July 7, 2011 and the Company anticipates that the IDE will be approved by the FDA by the end of 2011.

We first plan to conduct a pilot clinical study to evaluate the device in ten acute spinal cord injury patients. We are also planning a larger follow-on pivotal human study in acute spinal cord injury patients after the pilot study is completed. The clinical development timeline is subject to a number of risks that could delay the filing of a PMA or cause a PMA never to be filed. The FDA will review the PMA and there could be significant delays in the review process. There is also a risk that the FDA will never approve the PMA. These risks are described in the section entitled “Risk Factors.” Even if the FDA approves the PMA for our biopolymer scaffolding product, since this is a new unproven technology, the Company will have significant challenges to demonstrate the clinical utility of the product and gain acceptance from physicians and obtain third party reimbursement for its product. For major markets outside the United States, the Company plans to seek regulatory approvals after the clinical trials are conducted in the United States.

Our regulatory team is led by David Feigal, MD, a consultant to the Company and a member of our Business Advisory Board. Dr. Feigal recently served as Vice-President, Regulatory at Amgen, Inc. and earlier was the number-two executive at the FDA from 1992 to 2006. During his tenure, he was head of the FDA’s Center for Devices for five years and head of the Center for Biologics for five years. For our day-to-day handling of FDA processes, we will hire a Director of Regulatory & Clinical Affairs who will be responsible for managing our regulatory affairs.

Janice Hogan, a managing partner at Hogan Lovells US LLP, serves as our FDA consultant. Ms. Hogan has over twenty-five years of experience in representing spine industry companies to the FDA such as Johnson & Johnson’s DePuy Spine, Synthes Spine, Abbott Spine, Stryker Spine, and Medtronic Spine.

Manufacturing and Product Delivery Plan

We believe that the raw material polymers for our first device product can be readily obtained from suppliers that already have obtained FDA clearance to manufacture these components. We have developed a proprietary manufacturing process to create a uniform porous three-dimensional scaffolding structure for each device. We plan to purchase the raw material polymers from suppliers and then utilize our proprietary manufacturing process to create the final polymer scaffolding. Proprietary manufacturing processes will include batch processes to create the scaffolds. We intend to either establish a manufacturing facility or utilize a third-party to produce the polymer scaffolding and then package the final product.

Sales and Marketing

We plan to sell our spinal cord injury products through a to-be-established direct sales force for major markets in the U.S and through distributors in foreign markets. Since the product is new, we will seek to gain acceptance with the physicians who are thought leaders in the spinal cord injury field and plan on utilizing a consultative selling approach. The direct sales force will focus its efforts on maximizing revenue through product training, placement and support. We will seek to establish strong relationships with orthopedic spine surgeons and neurosurgeons and expect to provide a high level of service for the products including providing on-site assistance and service during procedures at any time of day. The primary market channel for the product will be to emergency department physicians handling trauma cases. In addition, we will establish medical education programs to reach practitioners in physical medicine and rehabilitation centers, and through patient advocacy groups. We will also utilize Internet and other marketing approaches to reach spinal cord injury patients.

Intellectual Property

In July 2007, InVivo obtained a world-wide exclusive license (the “CMCC License”) to a broad suite of patents co-owned by MIT and CMCC covering the use of a wide range of biopolymers to treat spinal cord injury, and to promote the survival and proliferation of human stem cells in the spinal cord. In addition, they cover the use of biomaterials in combination with growth factors and drugs. On May 12, 2011, the CMCC License was amended to expand the field of use to include parts of the peripheral nervous system, the cavernous nerve surrounding the prostate, the brain, the retina and cranial nerves. The CMCC License covers 10 issued US patents and 3 pending US patents as well as 67 international patents and 34 international patents pending.

The CMCC License provides us intellectual property protection for the use of any biomaterial scaffolding used as an extracellular matrix substitute for treating spinal cord injury by itself or in combination with drugs, growth factors and human stem cells. Our rodent studies have shown that human stem cells cannot proliferate and survive without the addition of the biopolymer scaffolding which serves as an extracellular matrix replacement and mimics the natural cellular architecture of the inner ‘grey’ and outer ‘white’ matter of the spinal cord. We believe that any extracellular matrix developed to treat spinal cord injuries will infringe on the patents licensed to us. We intend to defend all patents very aggressively.

The patents are the results of over a decade of research by Dr. Robert S. Langer, Professor of Chemical and Biomedical Engineering at MIT and his research teams at MIT’s Langer Lab. Dr. Langer is an inventor who is generally regarded to be the cofounder of the field of tissue engineering.

Under the CMCC License, we have the right to sublicense the patents. We have full control and authority over the development and commercialization of the licensed products, including clinical trials, manufacturing, marketing, and regulatory filings and we own the rights to the data it generates. In addition, we have the first right of negotiation for a thirty-day period to any improvements to the intellectual property.

The CMCC License has a 15-year term, or as long as the life of the last expiring patent right, whichever is longer, unless terminated earlier by CMCC. In connection with the CMCC License, we submitted to CMCC and MIT a 5-year plan with certain targets and projections that involve the timing of product development and regulatory approvals. We are required to meet the objectives in the plan, or else we are required to notify CMCC and revise the plan. CMCC has the right to terminate the CMCC License for failure by us to either meet the objectives in the plan or submit an acceptable revision to the plan within a 60-day cure period after notification by CMCC that we are not in compliance with the plan.

We are required to pay certain fees and royalties under the CMCC License. Specifically, we are required to pay a license issue fee, which was paid at the execution of the CMCC License. We are also required to pay a license amendment fee as consideration for the expansion of the field of use and to make milestone payments upon completing various phases of product development, including (i) upon FDA filing of first Investigational New Drug application and Investigational Device Exemption application; (ii) upon enrolling first patient in Phase II testing; (iii) upon enrolling first patient in Phase III testing; (iv) upon filing with the FDA of first New Drug Application or related applications; (v) upon FDA approval of first New Drug Application or related application, and; (vi) upon first market approval in any country outside the US. Each year prior to the release of a licensed product, we are also required to pay a maintenance fee. Further, we are required to make payments based on sublicenses to manufacturers and distributors. We believe that we have sufficient capital resources to make all of such payments. In addition, following commercialization, we are required to make ongoing royalty payments equal to a percentage of net sales of the licensed products.

Compliance with Environmental, Health and Safety Laws

In addition to FDA regulations, we are also subject to evolving federal, state and local environmental, health and safety laws and regulations. In the past, compliance with environmental, health and safety laws and regulations has not had a material effect on our capital expenditures. We believe that we comply in all material respects with

[Table of Contents](#)

existing environmental, health and safety laws and regulations applicable to us. Compliance with environmental, health and safety laws and regulations in the future may require additional capital expenditures.

Employees

We currently have 13 employees, consisting of 9 full-time employees and 4 part-time employees. None of our employees are represented by a labor union, and we consider our employee relations to be good. We also utilize a number of consultants to assist with research and development and regulatory activities. We believe that our future success will depend in part on our continued ability to attract, hire and retain qualified personnel.

Description of Properties

Our executive offices are located in leased premises at One Broadway, 14th Floor, Cambridge, MA 02142 and our phone number is 617-475-1520.

On November 15, 2010, we entered into a commercial lease for 1,200 square feet of office and laboratory space in Medford, MA for a two year period.

Legal Proceedings

From time to time we may be named in claims arising in the ordinary course of business. Currently, no legal proceedings, government actions, administrative actions, investigations or claims are pending against us or involve us that, in the opinion of our management, could reasonably be expected to have a material adverse effect on our business and financial condition.

We anticipate that we will expend significant financial and managerial resources in the defense of our intellectual property rights in the future if we believe that our rights have been violated. We also anticipate that we will expend significant financial and managerial resources to defend against claims that our products and services infringe upon the intellectual property rights of third parties.

SECURITY OWNERSHIP OF CERTAIN BENEFICIAL OWNERS AND MANAGEMENT

The following tables set forth certain information regarding the beneficial ownership of our Common Stock as of July 28, 2011 by (i) each person who, to our knowledge, owns more than 5% of our Common Stock; (ii) each of the directors and executive officers of the Company; and (iii) all of our executive officers and directors as a group. Unless otherwise indicated in the footnotes to the following tables, each person named in the table has sole voting and investment power and that person's address is c/o InVivo Therapeutics Holdings Corp., One Broadway, Cambridge, Massachusetts 02142. Shares of Common Stock subject to options or warrants currently exercisable or exercisable within 60 days of July 28, 2011 are deemed outstanding for computing the share ownership and percentage of the person holding such options and warrants, but are not deemed outstanding for computing the percentage of any other person.

Frank Reynolds(1)(2)	15,343,891	29.6%
Robert S. Langer	8,262,360	16.0%
Kevin Kimberlin(3)	7,066,721	12.4%
Adam K. Stern(1)(4)	2,441,122	4.7%
Richard J. Roberts(1)(5)	805,580	1.5%
George Nolen(1)(6)	50,984	*
Christi Pedra(1)(7)	81,968	*
All directors and executive officers as a group (5 persons)(1)	18,723,545	35.3%

* Less than one percent

(1) Officer and/or director.

(2) Represents (i) 15,147,660 shares of Common Stock and (ii) 196,231 shares issuable upon the exercise of stock options.

(3) Represents (i) 1,947,321 shares owned by Optical Partners, LLC and (ii) 5,119,400 shares underlying warrants held by the Placement Agent that it received in connection with the Bridge Financing and the Offering. None of such securities are being registered for resale pursuant to this registration statement.

(4) Represents (i) 500,083 shares owned by Adam Stern; (ii) 40,000 shares underlying warrants owned by Adam Stern; (iii) 801,507 shares owned by ST Neuroscience Partners, LLC; (iv) 301,400 shares underlying warrants owned by ST Neuroscience Partners, LLC; (v) 475,079 shares owned by Pavilion Capital Partners, LLC; and (vi) 323,053 shares owned by Piper Venture Partners, LLC. None of such securities are being registered for resale pursuant to this registration statement.

(5) Represents shares issuable upon the exercise of stock options.

(6) Represents (i) 10,000 shares underlying Investor Warrants, (ii) 10,000 shares of Common Stock and (iii) 30,984 shares issuable upon the exercise of stock options.

(7) Represents (i) 61,968 shares issuable upon the exercise of stock options, (ii) 10,000 shares underlying Investor Warrants and (iii) 10,000 shares of Common Stock.

Change of Control

As a result of the issuance of the shares of Common Stock pursuant to the Merger, a change in control of the Company occurred as of the date of consummation of the Merger.

DIRECTORS AND EXECUTIVE OFFICERS

The following persons are the executive officers and directors of the Company and hold the positions set forth opposite their name.

<u>Name</u>	<u>Age</u>	<u>Position</u>
Frank M. Reynolds	49	Chairman of the Board of Directors, Chief Executive Officer, Chief Financial Officer*
Richard J. Roberts	67	Director, Scientific Advisory Board Member
George Nolen	55	Director (Lead Director)
Christi M. Pedra	53	Director
Adam K. Stern	46	Director

* Mr. Reynolds will serve as Chief Financial Officer pending the Company's hiring of an individual to serve in such capacity. The Company has initiated a search to locate such a qualified individual.

The Placement Agent was granted the right to designate one member to our Board of Directors for a period of two years following the Closing and has designated Adam K. Stern to fill such Board seat.

There are no family relationships between any director, executive officer or person nominated or chosen by the Company to become a director or executive officer of the Company.

Officers

Frank M. Reynolds, Chairman of the Board of Directors, Chief Executive Officer and Chief Financial Officer, has been CEO, Chairman and CFO of the Company since October 2010 and has been CEO of InVivo since 2005. He is an Executive Board Member of the Irish American Business Chamber and has served on the board of the Special Olympics of Massachusetts, Philadelphia Cares, and Wharton Consulting Partners. Mr. Reynolds brings to the Board over 25 years of executive management experience. He is the former Director of Global Business Development at Siemens Corporation where he was responsible for new business in 132 countries. He was the founder & CEO of Expand the Knowledge, Inc., an IT consulting company with a focus on life sciences. In addition, Mr. Reynold's executive role at InVivo provides him a deep knowledge of the business of the Company.

Mr. Reynolds suffered an injury to his spine in 1992. While recovering from this injury, he took the opportunity to earn two Master's degrees and he currently holds a Master of Business Administration from Sloan Fellows Program in Global Innovation and Leadership- 2006, Massachusetts Institute of Technology; a Master's of Science in Technology Management- 2005, The Wharton School of Business, University of Pennsylvania; a Master's of Science in Engineering — 2003, University of Pennsylvania; a Master's of Science in Management Information Systems — 2001, Temple University; a Master's of Science in Health Administration- 1996; Saint Joseph's University; and a Master's of Science in Psychology — 1994, Chestnut Hill College. He also has a Bachelor of Science in Marketing- 1984, Rider University.

Directors

Dr. Richard J. Roberts, PhD, Director, has been a director of the Company since October 2010 and a director of InVivo since November 2008. Dr. Roberts has been the Chief Scientific Officer at New England Biolabs since July 1, 2005. Dr. Roberts joined InVivo's Scientific Advisory Board in June 2007. He was awarded the 1993 Nobel Prize in Physiology or Medicine along with Phillip Allen Sharp for the discovery of introns in eukaryotic DNA and the mechanism of gene-splicing. He holds a B.Sc. in Chemistry and a Ph.D. in Organic Chemistry from the University of Sheffield, U.K. Dr. Roberts has discovered and cloned restriction enzymes and been involved in

studies of Adenovirus-2, beginning with studies of transcription that led to the discovery of split genes and mRNA splicing. His laboratory has pioneered the application and development of computer methods for protein and nucleic acid sequence analysis that continues to be a major research focus for Dr. Roberts. Dr. Roberts brings to the Board an understanding of the science and technology involved in the Company's business.

George Nolen, Lead Director, has been a director of the Company since October 2010 and a director of InVivo since December 2009. Mr. Nolen was the President and Chief Executive Officer of Siemens Corporation, the U.S. subsidiary of Siemens, AG, from 2004 until his retirement in August of 2009. Prior to his role as Siemens USA's CEO, Mr. Nolen held numerous roles in Siemens including President of Siemens' Information and Communications division, overseeing this business from 1998 to 2004. He is a 1978 graduate of Virginia Tech, where he currently serves as the Rector of the University's Board of Visitors. Mr. Nolen brings to the Board extensive leadership and business experience through his successful and long-running career at Siemens.

Christi M. Pedra, Director, has been a director of the Company since October 2010 and a director of InVivo since November 2008. Ms. Pedra became the Senior Vice President, Strategic New Business Development & Marketing Siemens Healthcare of Siemens Medical USA in January 2010. Previously she served as Chief Executive Officer of Siemens Hearing Instruments, Inc. from January 2007 through December 2009. She was charged with leading the company's sales, manufacturing, product development, customer relations and research and development in the United States. From October 2003 through December 2006, she served as Vice President and Chief Operating Officer of Siemens One. Prior to her role with Siemens One, Ms. Pedra served as Vice President of Executive Relations for Siemens Corporation in the Office of the President. Currently, Ms. Pedra is a member of the National Collegiate Athletic Association Leadership Advisory Board. She also serves on the National Council for Liberal Education America's Promise and takes part in several formal and informal mentoring programs. And in 2002, Ms. Pedra was nominated and selected to be a David Rockefeller Fellow, a one-year leadership program sponsored by the NYC Partnership and the David Rockefeller Foundation. Ms. Pedra received her MBA from Rutgers University. Ms. Pedra brings to the Board extensive management experience through her many roles at Siemens.

Adam K. Stern, Director, has been a director of the Company since October 2010 and was designated as such by the Placement Agent. Mr. Stern is Senior Managing Director of the Placement Agent, and has over 20 years of venture capital and investment banking experience focusing primarily on the technology and life science sectors of the capital markets. He currently manages the structured finance group of the Placement Agent. Mr. Stern joined the Placement Agent in September 1997 from Josephthal & Co., members of the New York Stock Exchange, where he served as Senior Vice President and Managing Director of Private Equity Marketing and held increasingly responsible positions from 1989 to 1997. He has been a licensed securities broker since 1987 and a General Securities Principal since 1991. Mr. Stern currently sits on the boards of various private companies and one public company, PROLOR Biotech (NYSE/AMEX:PBTH). Mr. Stern holds a Bachelor of Arts degree with honors from The University of South Florida in Tampa. Mr. Stern brings to the Board extensive financial experience through his career in the financial sector.

NON-EXECUTIVE OFFICER AND SCIENTIFIC AND BUSINESS ADVISORY BOARDS

In addition to our executive officers and directors, our team includes a non-executive officer and both a Scientific Advisory Board and a Business Advisory Board that provide guidance to the Company. The Scientific Advisory Board reviews the progress of the Company’s product development and provides input to the Company’s management regarding scientific issues relating to the Company’s product and potential markets. The Business Advisory Board provides business expertise and regulatory advice to the CEO and the Company. Both boards are advisory only and do not have the power to make decisions on behalf of the Company. The following persons are the non-executive officer and members of our advisory boards and hold the positions set forth opposite their name.

Dr. Eric J. Woodard	Chief Medical Officer, Scientific Advisory Board Member
Dr. Richard J. Roberts	Director, Scientific Advisory Board Member
Dr. Robert S. Langer	Scientific Advisory Board Member
V. Reggie Edgerton	Scientific Advisory Board Member
Jonathan R. Slotkin	Scientific Advisory Board Member
Todd Albert	Scientific Advisory Board Member
Paul Mraz	Business Advisory Board Member
David Feigal	Business Advisory Board Member

Eric J. Woodard, M.D., Chief Medical Officer, is the Chief, Neurosurgery at New England Baptist Hospital in Boston. Dr. Woodard was appointed to InVivo’s Scientific Advisory Board in June 2007 and became Chief Medical Officer of InVivo in September 2008. Dr. Woodard received his medical degree from Pennsylvania State University and completed his residency in Neurological surgery at Emory University. Following residency, Dr. Woodard completed a fellowship in complex spinal surgery at the Medical College of Wisconsin under Dr. Sanford Larsen. He is a diplomat of the American Board of Neurological Surgeons.

Dr. Woodard was formerly Chief of the Division of Spinal Surgery in the Department of Neurological Surgery at Brigham and Women’s Hospital, where he held the rank of Assistant Professor in Surgery at Harvard Medical School. He has been an editorial board member for The Journal of Spinal Disorders, Spine Universe.com and is an ad hoc reviewer for Neurosurgery, Journal of Neurosurgery and the New England Journal of Medicine. He is the immediate past chairman of the AO Spine North America Board and serves on the Board of AO Spine International.

Robert S. Langer, ScD, Scientific Advisory Board Member, is the David H. Koch Institute Professor at the Massachusetts Institute of Technology (MIT). Dr. Langer has written over 1,100 articles. He also has approximately 760 issued and pending patents worldwide. Dr. Langer’s patents have been licensed or sublicensed to over 220 pharmaceutical, chemical, biotechnology and medical device companies. He received his Bachelor’s Degree from Cornell University in 1970 and his Sc.D. from the Massachusetts Institute of Technology in 1974, both in Chemical Engineering.

He served as a member of the United States Food and Drug Administration’s SCIENCE Board from 1995 — 2002 and as its Chairman from 1999-2002. Dr. Langer has received over 180 major awards including the 2006 United States National Medal of Science; the Charles Stark Draper Prize and the 2008 Millennium Prize. In 1989, Dr. Langer was elected to the Institute of Medicine of the National Academy of Sciences, and in 1992 he was elected to both the National Academy of Engineering and to the National Academy of Sciences. Dr. Langer has received honorary doctorates from 16 national and international universities.

Dr. Reggie Edgerton, PhD, Scientific Advisory Board Member, has been the Director of U.C.L.A.’s Edgerton Lab since 1968 and is a professor in the Department of Physiological Sciences at U.C.L.A. His research is focused on neural control of movement and how this neural control adapts to altered use and after spinal cord injury. He completed his Ph.D. under the direction of Drs. Wayne Van Huss, Rex Carrow, and William Heusner at Michigan State University.

[Table of Contents](#)

Dr. Edgerton is on the Scientific Advisory Board of The Christopher Reeves Foundation (CRF) and his laboratory is one of eight in the world receiving funding from the CRF. In addition to serving on the board of the CRF, he is currently on the Scientific Advising board of the American Paralysis Association. Dr. Edgerton has co-authored two books and is the author of approximately 300 research papers.

Jonathan Slotkin, MD, Scientific Advisory Board Member, is a clinical neurosurgeon and research scientist. Clinically, Dr. Slotkin has expertise in complex spinal surgery, minimally invasive spinal surgery, spinal oncology surgery and brain tumor surgery. Dr. Slotkin completed residency training in neurosurgery at Harvard Medical School, Brigham and Women's Hospital. He performed a fellowship in complex spinal surgery with Dr. Eric J. Woodard. He is the co-editor of a two-volume publication on spinal surgery. Dr. Slotkin is currently a neurosurgeon with the Washington Brain and Spine Institute.

Dr. Slotkin has authored or co-authored several peer-reviewed scientific publications in the areas of repair after spinal cord injury in animal models, and in vivo quantum dot labeling of neural stem cells.

Todd J. Albert, MD, Scientific Advisory Board Member, is the James Edwards Professor and Chair of the Department of Orthopaedics at Jefferson Medical College. He is also the President of the Rothman Institute in Philadelphia. Previously, he served as Co-director of Reconstructive Spine Surgery and the Spine Fellowship Program at Thomas Jefferson University. Dr. Albert graduated magna cum laude from Amherst College and received his doctor of medicine degree from the University of Virginia School of Medicine.

Dr. Albert serves on the boards of several scientific journals, including Spine, The Spine Journal, and The Journal of Spinal Disorders and Techniques, as well as medical associations. He is Chair of Network Development for the National Spine Network. Dr. Albert has published over 200 scientific articles, authored over 40 book chapters, and seven textbooks on spinal surgery.

Paul Mraz, Business Advisory Board, currently serves as Chief Executive Officer of CeraPedics, Inc., a medical device company. Mraz most recently served as Chairman and CEO of Angstrom Medica, Inc. (acquired by Pioneer Surgical Technology). Prior to Angstrom Medica, Mraz was a Principal of Link Spine Group Inc. as Vice President — Worldwide Marketing and International Sales until its acquisition by Johnson & Johnson in June 2003.

Mr. Mraz currently serves as a Director of superDimension, Ltd. (Herzliya, ISRAEL and Plymouth, MN). Mraz received a B.S. degree in Mechanical Engineering from Lafayette College and an M.S. degree in Mechanical Engineering and Biomechanics from Case Western Reserve University. He holds six US Patents for various medical devices and is an active advisor to numerous venture capital groups.

David W. Feigal Jr., MD, Business Advisory Board, recently served as Vice President, Global Regulatory at Amgen, Inc. Previously, Dr. Feigal was Senior Vice President, Head of Global Regulatory and Global Safety Surveillance at Elan. Prior to joining Elan in November 2006, he spent 12 years with the FDA. During his time at the FDA, he was Head of the Center for Devices and Head of the Center for Biologics for five years each.

Before joining the FDA, Dr. Feigal worked for 10 years within the academic and hospital settings of the University of California in San Diego, San Francisco and Davis. He holds a BA from University of Minnesota, an MD from Stanford University and a Master of Public Health from the University of California, Berkeley.

The Company does not pay Members of its Advisory Boards any cash compensation and plans to compensate the Scientific Advisory and Business Advisory Boards through the issuance of stock options.

EXECUTIVE COMPENSATION**Compensation of ITHC Executive Officers and Directors****Summary Compensation**

For the three most recently completed fiscal years, no compensation was paid to any executive officer of ITHC.

Outstanding Equity Awards at Fiscal Year End

None of the ITHC executive officers held any options or other equity awards at March 31, 2010.

Director Compensation

None of the ITHC directors received any compensation for service as a director of ITHC during the fiscal year ended March 31, 2010.

Compensation of InVivo Executive Officers and Directors**Summary Compensation Table**

In connection with the consummation of the Merger, InVivo's Chief Executive Officer, Frank M. Reynolds, became the Chief Executive Officer of the Company. The following summary compensation table sets forth the compensation paid for services rendered to InVivo during the past two fiscal years by its Chief Executive Officer. There were no other executive officers during the past two fiscal years. All information relating to option awards reflects the exchange of InVivo options for ITHC options in the Merger.

Summary Compensation Table

Name and Principal Position	Fiscal Year	Salary	Bonus	Option/SAR Awards(1)(2)	All Other Compensation	Total
Frank Reynolds	2010	\$ 375,000	\$ 150,000	—	—	\$ 525,000
Chief Executive Officer	2009	\$ 275,000	\$ 40,000	\$ 350,418	—	\$ 665,418

- (1) The amounts shown in this column represent the aggregate grant date fair value of awards computed in accordance with Financial Accounting Standards Board ("FASB") Accounting Standards Codification ("ASC") Topic 718, not the actual amounts paid to or realized by the Chief Executive Officer during fiscal 2010 and fiscal 2009. FASB ASC Topic 718 fair value amount as of the grant date for stock options generally is spread over the number of months of service required for the grant to vest.
- (2) The fair value of each stock option award is estimated as of the date of grant using the Black-Scholes valuation model. Additional information regarding the assumptions used to estimate the fair value of all stock options awards can be found in the section entitled "Stock-Based Compensation" in "Management's Discussion and Analysis of Financial Condition and Results of Operations."

Agreements with Officers and Directors

In November 2006, InVivo entered into an Agreement with each of: (i) Frank Reynolds, InVivo's current Chief Executive Officer; (ii) Robert Langer, InVivo's current Scientific Advisory Member; and (iii) Yang D. Teng. The Agreement provided for the repurchase of a party's unvested shares of common stock by the other parties upon the occurrence of certain events. As of the date of this prospectus, all shares granted to each of the parties have vested.

The Company entered into an amended and restated executive employment agreement (the "Employment Agreement") with Mr. Reynolds on March 15, 2011. The Employment Agreement, among other things, established Mr. Reynolds' compensation as follows: (i) annual base salary of \$477,000; (ii) up to \$3,200 per month for living expenses for the time period of January 2011 through December 2012; (iii) annual

[Table of Contents](#)

compensation for other fringe benefits approved in the amount of \$19,900 per year; and (iv) an annual bonus, with a 2011 target of \$238,500. Mr. Reynolds' bonus payment is subject to the achievement of certain corporate objectives for fiscal year 2011, each of which will entitle him to a corresponding percentage of the target.

Under the Employment Agreement, if Mr. Reynolds' employment is terminated by the Company without cause, or by Mr. Reynolds as a result of a constructive termination by the Company, or as a result of Mr. Reynolds' death or disability, then the Company is obligated to pay severance (consisting of base salary in effect at the time of termination) to Mr. Reynolds (or Mr. Reynolds' legal representatives) for a period of 18 months. In addition, if Mr. Reynolds' employment is terminated by the Company without cause, or by Mr. Reynolds as a result of a constructive termination by the Company, the Company will be obligated to pay Mr. Reynolds his target bonus, prorated based on the number of days of such fiscal year that have elapsed as of the termination date, as well as up to 18 months of health insurance benefits. Severance payments are contingent on execution of a general waiver and release of claims against the Company and certain of its affiliates, and are in addition to accrued obligations to Mr. Reynolds unpaid by the Company prior to the time of termination, death or disability. The Employment Agreement also contains various restrictive covenants, including covenants relating to non-competition, non-solicitation, confidentiality and cooperation.

Mr. Reynolds was also granted a nonqualified stock option to purchase 250,000 shares of Common Stock under the 2010 Plan at an exercise price of \$1.20, which is equal to the closing price of the Common Stock on the date of execution of the Employment Agreement and the date the stock option was granted (the "Date of Grant"). This stock option shall vest and become exercisable as to 25% of the shares subject to the option on each of the first four anniversaries of the Date of Grant, provided that Mr. Reynolds remains an employee, consultant or director of the Company on each vesting date. The option is not exercisable until shareholder approval of the 2010 Plan has been obtained and a registration statement on Form S-8 registering the shares issued or available for issuance under the 2010 Plan has been filed with the SEC.

Outstanding Equity Awards at 2010 Fiscal Year-End

The following table summarizes the equity awards made to our named executive officers that were outstanding at December 31, 2010.

Name	No. of Securities Underlying Unexercised Options (#) Exercisable	No. of Securities Underlying Unexercised Options (#) Unexercisable	Option Exercise Price	Option Expiration Date
Frank Reynolds(1)	196,231	588,693	\$ 0.91	12/12/2019

- (1) The options were granted on December 12, 2009. 196,231 shares vested on December 12, 2010. An additional 196,231 shares will vest on each of the second, third and fourth anniversaries of the date of grant.

Board of Directors and Corporate Governance

Our Board of Directors consists of five (5) members. On the Closing of the Merger, Peter L. Coker and Peter A. Reichard, the sole members of the Board of Directors of ITHC, resigned, and simultaneously therewith, a new Board of Directors was appointed. The Board consists of four (4) members who were former directors of InVivo and Adam K. Stern, who was appointed at the Closing of the Merger at the request of the Placement Agent.

Board Independence

The Company is not currently listed on any national securities exchange or in an inter-dealer quotation system that has a requirement that the Board of Directors be independent. However, in evaluating the independence of its members and the composition of the committees of the Board of Directors, the Board utilizes the definition of "independence" as that term is defined by the listing standards of the Nasdaq Stock Market and the applicable

[Table of Contents](#)

SEC rules, including the rules relating to the independence standards of an audit committee and the non-employee director definition of Rule 16b-3 promulgated under the Exchange Act. Using these standards, the Board of Directors determined that Messrs. Nolen and Roberts and Ms. Pedra are currently “independent” directors. The Board determined that Mr. Stern is not independent as a result of the payments to the Placement Agent and that Mr. Reynolds is not independent as a result of his employment relationship with the Company.

Committees of the Board

The Board has designated two principal standing committees, the Audit Committee and the Governance, Nominating and Compensation Committee (the “GNC Committee”). The current members of the Audit Committee and the GNC Committee are identified in the following table:

<u>Name</u>	<u>Audit Committee</u>	<u>GNC Committee</u>
George Nolen	Chair	X
Christi Pedra	X	Chair
Rich Roberts	X	X

Audit Committee

The Board has a standing Audit Committee established in accordance with Section 3(a)(58)A of the Exchange Act. The Audit Committee assists the Board in fulfilling its responsibilities to stockholders concerning the Company’s financial reporting and internal controls. The Audit Committee facilitates open communication among the Audit Committee, the Board, the Company’s independent registered public accounting firm and management. The Audit Committee discusses with management and the Company’s independent registered public accounting firm the financial information developed by the Company, the Company’s systems of internal controls and the Company’s audit process. The Audit Committee is solely and directly responsible for appointing, evaluating, retaining, and, where necessary, terminating the engagement of the Company’s independent registered public accounting firm. The independent registered public accounting firm meets with the Audit Committee (both with and without the presence of the Company’s management) to review and discuss various matters pertaining to the audit, including the Company’s financial statements, the report of the independent registered public accounting firm on the results, scope and terms of their work, and their recommendations concerning the financial practices, controls, procedures and policies employed by the Company.

The Audit Committee pre-approves all audit services to be provided to the Company by the principal auditor and all other services (including reviewing, attestation and non-audit services) to be provided to the Company by the independent registered public accounting firm.

The Audit Committee is charged with establishing procedures for (i) the receipt, retention and treatment of complaints received by the Company regarding accounting, internal accounting controls or auditing matters; and (ii) the confidential, anonymous submission by employees of the Company of concerns regarding questionable accounting or auditing matters. The Audit Committee reviews and oversees all related party transactions on an ongoing basis. The Audit Committee is authorized, without further action by the Board, to engage independent legal, accounting and other advisors as it deems necessary or appropriate to carry out its responsibilities. The Board has adopted a written charter for the Audit Committee, a copy of which is available on the Company’s website.

The Board has determined that all of the members of the Audit Committee are independent (as defined by the listing standards of the Nasdaq Stock Market and the applicable SEC rules), and that the Audit Committee members meet the independence requirements contemplated by Rule 10A-3 under the Exchange Act. The Board has determined that George Nolen is an “audit committee financial expert” (as defined in Item 407(d)(5) of Regulation S-K).

GNC Committee

The GNC Committee assists the Board in fulfilling its responsibilities relating to (i) compensation of the Company's executive officers, (ii) the director nomination process and (iii) reviewing the Company's compliance with SEC corporate governance requirements. The Board has adopted a written charter for the GNC Committee, a copy of which is available on the Company's website. The Board has determined that all of the members of the GNC Committee are independent (as defined by the listing standards of the Nasdaq Stock Market and the applicable SEC rules).

The GNC Committee determines salaries, incentives and other forms of compensation for the Chief Executive Officer and the executive officers of the Company and reviews and makes recommendations to the Board with respect to director compensation. The GNC Committee annually reviews and approves the corporate goals and objectives relevant to the compensation of the Chief Executive Officer, evaluates the Chief Executive Officer's performance in light of these goals and objectives, and sets the Chief Executive Officer's compensation level based on this evaluation. The GNC Committee meets without the presence of executive officers when approving or deliberating on executive officer compensation, but may invite the Chief Executive Officer to be present during the approval of, or deliberations with respect to, other executive officer compensation. The GNC Committee reviews and approves the terms of any and all offer letters, employment agreements, severance agreements, change-in-control agreements, indemnification agreements and other material agreements between the Company and its executive officers. In addition, the GNC Committee administers the Company's stock incentive compensation and equity-based plans.

The GNC Committee makes recommendations to the Board concerning all facets of the director nominee selection process. Generally, the GNC Committee identifies candidates for director nominees in consultation with management and the independent members of the Board, through the use of search firms or other advisers, through the recommendations submitted by stockholders or through such other methods as the GNC Committee deems to be helpful to identify candidates. Once candidates have been identified, the GNC Committee confirms that the candidates meet the independence requirements and qualifications for director nominees established by the Board. The GNC Committee may gather information about the candidates through interviews, questionnaires, background checks, or any other means that the GNC Committee deems to be helpful in the evaluation process. The GNC Committee meets to discuss and evaluate the qualities and skills of each candidate, both on an individual basis and taking into account the overall composition and needs of the Board. Upon selection of a qualified candidate, the GNC Committee would recommend the candidate for consideration by the full Board.

In considering whether to include any particular candidate in the Board's slate of recommended director nominees, the Board will consider the candidate's integrity, education, business acumen, knowledge of the Company's business and industry, experience, diligence, conflicts of interest and the ability to act in the interests of all stockholders. As a matter of practice, the Board considers the diversity of the backgrounds and experience of prospective directors as well as their personal characteristics (e.g., gender, ethnicity, age) in evaluating, and making decisions regarding, Board composition, in order to facilitate Board deliberations that reflect a broad range of perspectives. The Board does not assign specific weights to particular criteria and no particular criterion is a prerequisite for each prospective nominee. The Company believes that the backgrounds and qualifications of its directors, considered as a group, should provide a composite mix of experience, knowledge and abilities that will allow the Board to fulfill its responsibilities.

The GNC Committee will consider director candidates who are recommended by the stockholders of the Company. Such recommendation for nomination must be in writing and include the following:

- the name and address of the stockholder making the recommendation;
- the number of shares of Common Stock that such stockholder owns beneficially and holds of record;
- the name and address of the individual recommended for consideration as a director nominee;
- the principal occupation and experience of the director nominee;

[Table of Contents](#)

- the total number of shares of Common Stock that the stockholder making the recommendation will vote for the director nominee;
- a written statement from the stockholder making the recommendation stating whether the director nominee has indicated his or her willingness to serve if elected and why such recommended candidate would be able to fulfill the duties of a director; and
- any other information regarding the director nominee that is required to be included in a proxy statement filed pursuant to the rules of the SEC.

Nominations must be sent to the GNC Committee by U.S. mail, courier or expedited delivery service to InVivo Therapeutics Holdings Corp., One Broadway, 14th Floor, Cambridge, Massachusetts 02142, Attn: Chair, GNC Committee. The chair of the GNC Committee will then provide the nomination to the GNC Committee for consideration. Assuming that the required material has been provided on a timely basis, the GNC Committee will evaluate stockholder-recommended candidates by following substantially the same process, and applying substantially the same criteria, as it follows for candidates submitted by others.

Stockholder Communications with the Board

Stockholders may communicate with the Board by sending written communications to the Board or any individual member of the Board to the following address: Board, c/o Secretary, InVivo Therapeutics Holdings Corp., One Broadway, 14th Floor, Cambridge, Massachusetts 02142. The Secretary will forward all such correspondence accordingly, except for mass mailings, job inquiries, surveys, business solicitations or advertisements, personal grievances, matters as to which the Company tends to receive repetitive or duplicative communications, or patently offensive or otherwise inappropriate material.

Board Leadership Structure

The Board does not have a policy on whether the offices of Chairman and Chief Executive Officer should be separate and, if they are to be separate, whether the Chairman should be selected from among the independent directors or should be an employee of the Company. In the event the Chairman is not an independent director, the Board may designate a lead independent director. The duties of the lead independent director, as set forth in the Company's Corporate Governance Guidelines, include (i) chairing any meeting of the independent directors in executive session, (ii) facilitating communications between other members of the Board and the Chairman (however, each director is free to communicate directly with the Chairman), (iii) in the event a stockholder seeks to communicate with the Board, accepting and responding to such communications in conjunction with the Chairman, and (iv) working with the Chairman (a) in the preparation of the agenda for each Board meeting, (b) in scheduling the time devoted to matters at each Board meeting and (c) as required, in determining the need for special meetings of the Board. The appointment of lead independent director rotates among the independent directors, but no more frequently than annually, and the Board periodically reviews the matter to determine if and when a rotation is advisable. The lead independent director is currently George Nolen.

Director Compensation for Fiscal 2010

The following table sets forth compensation earned and paid to each non-employee director of InVivo for service as a director during 2010.

Name	Fees Earned or Paid in Cash (\$)	Stock Awards (\$)	Option Awards \$(1)	All Other Compensation (\$)	Total (\$)
George Nolen(2)	\$ 2,000	—	\$71,520	—	\$73,520
Christi M. Pedra(3)	\$ 2,000	—	\$71,520	—	\$73,520
Richard J. Roberts(4)	\$ 2,000	—	\$71,520	—	\$73,520
Adam K. Stern(5)	\$ 1,000	—	\$71,520	—	\$72,520

Table of Contents

- (1) The amounts shown in the “Option Awards” column represent the aggregate grant date fair value of awards computed in accordance with ASC 718, not the actual amounts paid to or realized by the directors during fiscal 2010.
- (2) As of December 31, 2010, Mr. Nolen held options (vested and unvested) to purchase an aggregate of 173,934 shares of our Common Stock.
- (3) As of December 31, 2010, Ms. Pedra held options (vested and unvested) to purchase an aggregate of 173,934 shares of our Common Stock.
- (4) As of December 31, 2010, Mr. Roberts held options (vested and unvested) to purchase an aggregate of 917,547 shares of our Common Stock.
- (5) As of December 31, 2010, Mr. Stern held options (vested and unvested) to purchase an aggregate of 50,000 shares of our Common Stock.

On December 10, 2010, based upon the recommendation of the GNC Committee, the Board adopted a compensation policy for non-employee directors. The policy provides that each non-employee director shall be paid an annual retainer of \$25,000 per year (paid quarterly and delivered at each regularly scheduled quarterly Board meeting). In addition, the policy provides that the Lead Independent Director, chairman of the GNC Committee and the chairman of the Audit Committee shall each receive an additional annual fee of \$5,000 (paid quarterly and delivered at each regularly scheduled quarterly Board meeting). Each non-employee director shall also receive \$1,000 for each in-person Board meeting attended, \$500 for each telephonic meeting of the Board attended, and \$500 for each committee meeting attended. Each non-employee director will also receive an annual grant, on December 10 of each calendar year, of a nonqualified stock option under the 2010 Plan to purchase up to 50,000 shares of the Company’s Common Stock at an exercise price equal to the closing price of the Common Stock on the date of grant (the “Director Option Date”), and that such option shall be exercisable as to 1/12 of the original number of shares subject to the option on the one month anniversary of the Director Option Date and shall be exercisable as to an additional 1/12 of the original number of shares subject to the option each monthly anniversary thereafter until fully vested on the 12 month anniversary of the Director Option Date, provided that such director remains a director of the Company on each such vesting date, provided, however, no option may be exercised until the shareholders of the Company approve the 2010 Plan, and the Company files a registration statement on Form S-8 with the SEC, registering the shares underlying such stock options. On December 10, 2010, the Company issued stock options for 50,000 shares exercisable at \$2.26 per share to each of George Nolen, Rich Roberts, Christi Pedra and Adam Stern. The aggregate fair value for the 200,000 shares granted was \$286,080.

Code of Ethics

We have adopted a code of business conduct and ethics that applies to all of our directors, officers and employees, including our principal executive officer, principal financial officer, controller and other senior financial officers. Our code of business conduct and ethics is posted under the “Investor Relations — Corporate Governance” section of our website, www.invivotherapeutics.com. We intend to satisfy the disclosure requirement regarding any amendment to, or waiver of, a provision of the code of business conduct and ethics applicable to our principal executive officer, principal financial officer, controller or other senior financial officers by posting such information on our website.

InVivo’s 2007 Stock Incentive Plan

InVivo adopted a Stock Incentive Plan in 2007 (the “2007 Plan”). Pursuant to the 2007 Plan, InVivo’s Board of Directors (or committees and/or executive officers delegated by the Board of Directors) had the authority to grant incentive and nonqualified stock options to InVivo’s employees, officers, directors, consultants and advisors. Options granted under the 2007 Plan are exercisable for up to 10 years from the date of issuance. The Company assumed and adopted the 2007 Plan in the Merger, and granted option holders under the 2007 Plan New Options to purchase Common Stock. No further options will be granted under the 2007 Plan.

2010 Equity Incentive Plan

The Board of Directors has adopted the 2010 Equity Incentive Plan in 2010, subject to stockholder approval, which will reserve a total of 3,500,000 shares of our Common Stock for issuance under the 2010 Plan. If an incentive award granted under the 2010 Plan expires, terminates, is unexercised or is forfeited, or if any shares are surrendered to us in connection with an incentive award, the shares subject to such award and the surrendered shares will become available for further awards under the 2010 Plan.

Shares issued under the 2010 Plan through the settlement, assumption or substitution of outstanding awards or obligations to grant future awards as a condition of acquiring another entity are not expected to reduce the maximum number of shares available under the 2010 Plan. In addition, the number of shares of Common Stock subject to the 2010 Plan, any number of shares subject to any numerical limit in the 2010 Plan, and the number of shares and terms of any incentive award are expected to be adjusted in the event of any change in our outstanding Common Stock by reason of any stock dividend, spin-off, split-up, stock split, reverse stock split, recapitalization, reclassification, merger, consolidation, liquidation, business combination or exchange of shares or similar transactions.

If stockholder approval is not obtained within 12 months after the Board's adoption of the 2010 Plan, all awards granted under the 2010 Plan will terminate. In addition, no award under the 2010 Plan will become exercisable until stockholder approval has been obtained and a registration statement on Form S-8 has been filed with the SEC.

Administration

It is expected that the GNC Committee of the Board, or the Board in the absence of such a committee, will administer the 2010 Plan. Subject to the terms of the 2010 Plan, the GNC Committee would have complete authority and discretion to determine the terms of awards under the 2010 Plan.

Grants

The 2010 Plan is expected to authorize the grant to 2010 Plan participants of nonqualified stock options, incentive stock options, restricted stock awards, restricted stock units, performance grants intended to comply with Section 162(m) of the Internal Revenue Code (as amended, the "Code") and stock appreciation rights, as described below:

- Options granted under the 2010 Plan entitle the grantee, upon exercise, to purchase a specified number of shares from us at a specified exercise price per share. The exercise price for shares of Common Stock covered by an option cannot be less than the fair market value of the Common Stock on the date of grant unless agreed to otherwise at the time of the grant.
- Restricted stock awards and restricted stock units may be awarded on terms and conditions established by the GNC Committee, which may include performance conditions for restricted stock awards and the lapse of restrictions on the achievement of one or more performance goals for restricted stock units.
- The GNC Committee may make performance grants, each of which will contain performance goals for the award, including the performance criteria, the target and maximum amounts payable, and other terms and conditions.
- The 2010 Plan authorizes the granting of stock awards. The GNC Committee will establish the number of shares of Common Stock to be awarded and the terms applicable to each award, including performance restrictions.
- Stock appreciation rights ("SARs") entitle the participant to receive a distribution in an amount not to exceed the number of shares of Common Stock subject to the portion of the SAR exercised multiplied by the difference between the market price of a share of Common Stock on the date of exercise of the SAR and the market price of a share of Common Stock on the date of grant of the SAR.

Duration, Amendment, and Termination

The Board is expected to have the power to amend, suspend or terminate the 2010 Plan without stockholder approval or ratification at any time or from time to time. No change may be made that increases the total number of shares of Common Stock reserved for issuance pursuant to incentive awards or reduces the minimum exercise price for options or exchange of options for other incentive awards, unless such change is authorized by our stockholders within one year. Unless sooner terminated, the 2010 Plan would terminate ten years after it is adopted.

CERTAIN RELATIONSHIPS AND RELATED TRANSACTIONS

Transactions with ITHC Shareholders

Split-Off and Share Cancellation

On October 22, 2010, there were 6,999,981 shares of our Common Stock issued and outstanding before taking into account the issuance of shares of Common Stock to purchasers of Units in the Offering and in the Merger and after giving pro forma effect to the Split-Off, as discussed below.

Upon the closing of the Merger, ITHC transferred all of its operating assets and liabilities to DSSC and split-off DSSC through the sale of all of the outstanding capital stock of DSSC. In connection with the Split-Off, 14,747,554 shares of Common Stock held by the Split-Off Shareholders were surrendered and cancelled without further consideration, other than the receipt of DSSC shares. An additional 1,014,490 shares of Common Stock were cancelled by a shareholder of ITHC for no consideration.

Transactions with the Placement Agent and its Related Parties

The Placement Agent also acted as finder to InVivo in connection with its sale of \$500,000 of principal amount of its Bridge Notes, which was consummated in September 2010. The Company issued investors participating in this bridge financing New Bridge Warrants to purchase an aggregate of 500,000 shares of the Company's Common Stock at a price of \$1.00 per share. The New Bridge Warrants have a term of five years and are fully exercisable. The Bridge Notes were converted into Units in the Offering upon the closing of the Offering. The Placement Agent earned Warrants (which are identical to the New Bridge Warrants) to purchase 100,000 shares of Common Stock of the Company at a price of \$1.00 per Share as compensation for acting as a finder in the Bridge Financing. Affiliates of the Placement Agent purchased \$150,000 of Bridge Notes in the Bridge Financing.

In September 2010, several related parties to the Placement Agent purchased an aggregate of 3,895,643 shares of Common Stock from various shareholders of ITHC. The aggregate purchase price paid to such shareholders by the related parties for such shares was approximately \$49,000. Adam K. Stern, Senior Managing Director of the Placement Agent and its designee to serve on the Company's Board of Directors upon the Closing of the Offering, along with certain entities in which Mr. Stern is the beneficial owner, owns 1,948,322 of these shares. In addition, Optical Partners, an entity beneficially owned by Kevin Kimberlin, the Chairman of Spencer Trask & Co., Inc., the parent corporation of the Placement Agent owns 1,947,321 of these shares.

ITHC engaged the Placement Agent as its exclusive placement agent in connection with the Offering. For its services, ITHC paid the Placement Agent (i) a cash fee equal to 10% of the gross proceeds raised in the Offering (\$1,300,000) and (ii) a non-accountable expense allowance equal to 3% of the gross proceeds raised in the Offering (\$390,000). In addition, the Company granted to the Placement Agent or its designees, for nominal consideration, five-year warrants ("Placement Agent Warrants") to purchase (i) 2,600,000 shares of Common Stock at an exercise price of \$1.00 per share and (ii) 2,600,000 shares of Common Stock at an exercise price of \$1.40 per share. None of such warrants or the shares issuable thereunder are being included for resale pursuant to this registration statement.

The Company has agreed to engage the Placement Agent as its warrant solicitation agent in the event the Company elects to call the Investor Warrants for redemption and in such case shall pay a warrant solicitation fee to the Placement Agent equal to five (5%) percent of the amount of funds solicited by the Placement Agent upon the exercise of the Investor Warrants following such redemption.

The Placement Agent was granted the right to designate one member to our Board of Directors for a period of two years following the closing of the Offering and has designated Adam K. Stern to fill such Board seat.

The Company has also agreed to pay the Placement Agent compensation of \$5,000 per month for a period of two years for services relating to strategies to maximize shareholder value; and entered into a non-exclusive finder's fee agreement with the Placement Agent providing that if the Placement Agent shall introduce us to a third party

that consummates certain investment or business combination transactions with us during the eighteen (18) month period following the final Closing of the Offering, the Placement Agent will be paid a finder's fee, payable in cash at the closing of such transaction, equal to 7% of the first \$1 million of consideration paid by or to the Company, plus 6% of the next \$1 million of consideration paid by or to the Company, plus 5% of the next \$5 million of the consideration paid by or to the Company, plus 4% of the next \$1 million paid by or to the Company, plus 3% of the next \$1 million paid by or to the Company, plus 2.5% of any consideration paid by or to the Company in excess of \$9 million. The Placement Agent will not be entitled to a finder's fee with respect to any transaction entered into with any party with whom the Company had a pre-existing relationship prior to the date of the specific introduction and who was not introduced to the Company by the Placement Agent.

Furthermore, we granted the Placement Agent a preferential right of first refusal to act as agent with respect to future private placements of the Company's securities for a period of eighteen (18) months from the date of the final Closing of the Offering.

The Company agreed to indemnify the Placement Agent and other broker-dealers who are FINRA members selected by the Placement Agent to offer and sell Units in the Offering, to the fullest extent permitted by law for a period of four (4) years from the Closing of the Offering, against certain liabilities that may be incurred in connection with the Offering, including certain civil liabilities under the Securities Act, and, where such indemnification is not available, to contribute to the payments the Placement Agent may be required to make in respect of such liabilities. Insofar as indemnification for liabilities arising under the Securities Act may be permitted to the Placement Agent, pursuant to the foregoing provisions or otherwise, the Company has been advised that in the opinion of the SEC such indemnification is against public policy as expressed in the Securities Act and is, therefore, unenforceable.

Transactions between InVivo and its CEO

Beginning on December 31, 2005, InVivo's CEO and majority shareholder, Frank M. Reynolds, made a series of advances to InVivo to fund its continuing operations until it raised additional capital. Interest accrued on these advances at an annual rate of 8%. The largest aggregate amount of this indebtedness outstanding since the beginning of the fiscal year ended December 31, 2010 was \$145,985. Interest payments totaling \$2,373 were made during the fiscal year ended December 31, 2010. All amounts advanced to InVivo were paid back to Frank M. Reynolds before consummation of the Merger.

Lock-ups

Officers, directors and holders of 5% or more of the Company's Common Stock and certain employees and affiliates of the Placement Agent have agreed to "lock-up" and not sell or otherwise transfer or hypothecate any of their shares for a term equal to the earlier of (i) twelve (12) months from the closing of the Merger; or (ii) six (6) months following the effective date of the Registration Statement registering the shares of Common Stock that were sold in the Offering.

SELLING SECURITYHOLDERS

Below is information with respect to the beneficial ownership of our securities by the Selling Securityholders as of July 28, 2011. Except as described below, the Selling Securityholders do not have, or have had, any position, office or other material relationship with us or any of our affiliates beyond their investment in, or receipt of, our securities. Beneficial ownership has been determined in accordance with the rules of the SEC, and includes voting or investment power with respect to the securities. Our registration of these securities does not necessarily mean that the Selling Securityholders will sell any or all of the securities covered by this prospectus.

We are registering 26,047,200 shares of Common Stock underlying the Units, the Investor Warrants and the New Bridge Warrants, issued to the Selling Securityholders, in each case, for resale from time to time by the Selling Securityholders identified in this prospectus.

The information set forth in the following table regarding the beneficial ownership after resale of securities assumes that the Selling Securityholder will purchase the maximum number of shares of Common Stock provided for by the Investor Warrants and New Bridge Warrants and will sell all of the shares of Common Stock owned by that Selling Securityholder covered by this prospectus. There is no assurance that any of the warrants will be exercised.

Name	Securities Beneficially Owned Prior to the Offering		Securities Offered Hereby		Securities Beneficially Owned After this Offering	
	Common Stock(1)	Warrants	Common Stock	Common Stock underlying Warrants	Common Stock	Warrants
John E. Dell	651,400	801,400	651,400	801,400	—	—
Lester Petracca	650,000	650,000	650,000	650,000	—	—
Jerome Z. Ginsburg	600,000	600,000	600,000	600,000	—	—
Richard Neustadter	500,000	500,000	500,000	500,000	—	—
Gibralt Capital Corp.(2)	500,000	500,000	500,000	500,000	—	—
Dr. Jan Arnett	400,000	400,000	400,000	400,000	—	—
Craig Whited	350,000	350,000	350,000	350,000	—	—
Mark Tompkins	300,000	300,000	300,000	300,000	—	—
John Derby	250,000	250,000	250,000	250,000	—	—
Edward M. Dunn	250,000	250,000	250,000	250,000	—	—
Craig A.T. Jones	250,000	250,000	250,000	250,000	—	—
Michael E. Pauly & Patricia R. Pauly JTWROS	250,000	250,000	250,000	250,000	—	—
Ralph Pastore	250,000	250,000	250,000	250,000	—	—
RRC Bio Fund LP(3)	250,000	250,000	250,000	250,000	—	—
Daniel Salvas	250,000	250,000	250,000	250,000	—	—
Michael Willis and Sharon Willis JTWROS	200,000	200,000	200,000	200,000	—	—
White Rock Capital Partners, LP(4)	200,000	200,000	200,000	200,000	—	—
Paul J. Kilgallon	200,000	200,000	200,000	200,000	—	—
Ligi Realty Limited Partnership(5)	200,000	200,000	200,000	200,000	—	—
Wealth Concepts LLC(6)	200,000	200,000	200,000	200,000	—	—
Kevin Carnahan	200,000	200,000	200,000	200,000	—	—
James Byron Moore III	145,000	145,000	145,000	145,000	—	—
Bonanno Family Partnership LLP(7)	125,000	125,000	125,000	125,000	—	—
Jon O'Connor	125,000	125,000	125,000	125,000	—	—
Harry L. Shufflebarger Revocable Trust(8)	125,000	125,000	125,000	125,000	—	—
ACP X, LP(9)	100,000	100,000	100,000	100,000	—	—

[Table of Contents](#)

Name	Securities Beneficially Owned Prior to the Offering		Securities Offered Hereby		Securities Beneficially Owned After this Offering	
	Common Stock(1)	Warrants	Common Stock	Common Stock underlying Warrants	Common Stock	Warrants
Harvey Arbesman and Marian C. Arbesman JTWROS	100,000	100,000	100,000	100,000	—	—
Fairfield Investment Group LLC(10)	100,000	100,000	100,000	100,000	—	—
Kaaren L. Finnieston	100,000	100,000	100,000	100,000	—	—
Andrew Fisher	100,000	100,000	100,000	100,000	—	—
Sean Fitzpatrick	100,000	100,000	100,000	100,000	—	—
Dean G. Holland and Annette B. Holland JTWROS	100,000	100,000	100,000	100,000	—	—
John D. Long	100,000	100,000	100,000	100,000	—	—
Michael J. Pierce	100,000	100,000	100,000	100,000	—	—
QIP Holdings LLC(11)	100,000	100,000	100,000	100,000	—	—
Nadine Smith	100,000	100,000	100,000	100,000	—	—
FMTC as Custodian FBO Thomas C. Stephens Roth IRA	100,000	100,000	100,000	100,000	—	—
Garretson B. Trudeau	100,000	100,000	100,000	100,000	—	—
Jeffrey D. Vaught	100,000	100,000	100,000	100,000	—	—
Andrew Brenner	100,000	100,000	100,000	100,000	—	—
Banque de Luxembourg—Client Account	100,000	100,000	100,000	100,000	—	—
George Karfunkel	100,000	100,000	100,000	100,000	—	—
Edward S. Rosenthal	100,000	100,000	100,000	100,000	—	—
Todd Stuart	85,794	170,794	85,794	170,794	—	—
Robert B. Baker	75,000	75,000	75,000	75,000	—	—
Erich J. Weidenbener	75,000	75,000	75,000	75,000	—	—
Richard Scheffel	70,000	70,000	70,000	70,000	—	—
Philip A. Serbin	70,000	70,000	70,000	70,000	—	—
Anthony Ameduri	60,000	60,000	60,000	60,000	—	—
HRMG Inc. Profit Sharing 401K Plan DTD 7104 FBO James Moore(12)	55,000	55,000	55,000	55,000	—	—
Humboldt Radiology Medical Group PSP 401 (K) FBO Donald C. Wheeler(13)	52,750	52,750	52,750	52,750	—	—
Andrew Meade	50,267	100,267	50,267	100,267	—	—
Lon E. Bell	50,000	50,000	50,000	50,000	—	—
FMTC as Custodian FBO Gerald C. Chichester	50,000	50,000	50,000	50,000	—	—
Lee Harrison Corbin	50,000	50,000	50,000	50,000	—	—
FMTC as Custodian FBO Wendy Flath Roth IRA	50,000	50,000	50,000	50,000	—	—
Aubrey W. Gladstone	50,000	50,000	50,000	50,000	—	—
Mark Harger	50,000	50,000	50,000	50,000	—	—
Daniel W. Hummell & Allaire D. Hummell JTWROS	50,000	50,000	50,000	50,000	—	—
Robert Klein	50,000	50,000	50,000	50,000	—	—

[Table of Contents](#)

Name	Securities Beneficially Owned Prior to the Offering		Securities Offered Hereby		Securities Beneficially Owned After this Offering	
	Common Stock(1)	Warrants	Common Stock	Common Stock underlying Warrants	Common Stock	Warrants
Patrick Lorenz, MD	50,000	50,000	50,000	50,000	—	—
Christopher Meyer & Mary Rivet JTWROS	50,000	50,000	50,000	50,000	—	—
John Meyer	50,000	50,000	50,000	50,000	—	—
Robert L. Montgomery	50,000	50,000	50,000	50,000	—	—
Mel Okeon Inc. Profit Sharing Trust(14)	50,000	50,000	50,000	50,000	—	—
FMTC as Custodian FBO Edward N. Robinson Roth IRA	50,000	50,000	50,000	50,000	—	—
Peter Sabo	50,000	50,000	50,000	50,000	—	—
Albert L. Salvatico	50,000	50,000	50,000	50,000	—	—
SavoyCapron LLC(15)	50,000	50,000	50,000	50,000	—	—
Janea Jones-Schenk and Paul Schenk JTWROS	50,000	50,000	50,000	50,000	—	—
FMTC as Custodian FBO Elisabeth A. Stephens IRA	50,000	50,000	50,000	50,000	—	—
FMTC as Custodian FBO Michael Stephens Roth IRA	50,000	50,000	50,000	50,000	—	—
FMTC as Custodian FBO Thomas B. Stephens IRA	50,000	50,000	50,000	50,000	—	—
Richard Weeks	50,000	50,000	50,000	50,000	—	—
Edward A. Weidenbener and Mary Lou Weidenbener JTWROS	50,000	50,000	50,000	50,000	—	—
Jason Willis	50,000	50,000	50,000	50,000	—	—
Paul Tompkins	50,000	50,000	50,000	50,000	—	—
Graham Carlton	50,000	50,000	50,000	50,000	—	—
Edward Moldaver	50,000	50,000	50,000	50,000	—	—
Mitchell L. Lampert	40,373	80,373	40,373	80,373	—	—
T. Shawn Hehir	40,000	40,000	40,000	40,000	—	—
David Hochman	37,500	37,500	37,500	37,500	—	—
CoJack Investment Opportunities, LLC(16)	30,000	30,000	30,000	30,000	—	—
Harold S. Gault and Evelyn Gault JTWROS	30,000	30,000	30,000	30,000	—	—
John Saraceno	30,000	30,000	30,000	30,000	—	—
Mark Saraceno	30,000	30,000	30,000	30,000	—	—
Eric M. Scholtz	30,000	30,000	30,000	30,000	—	—
Highstone Trust(17)	30,000	30,000	30,000	30,000	—	—
Milen Petkov Tzvetanov	25,363	50,363	25,363	50,363	—	—
Harold Ackerstein	25,000	25,000	25,000	25,000	—	—
Lawrence B. Barraza	25,000	25,000	25,000	25,000	—	—
Alan Bilzi	25,000	25,000	25,000	25,000	—	—
Bradley Resources Company(18)	25,000	25,000	25,000	25,000	—	—
William Clifford	25,000	25,000	25,000	25,000	—	—
Timothy Elmes	25,000	25,000	25,000	25,000	—	—
Richard Ernest	25,000	25,000	25,000	25,000	—	—
Reiner Fenske	25,000	25,000	25,000	25,000	—	—

[Table of Contents](#)

Name	Securities Beneficially Owned Prior to the Offering		Securities Offered Hereby		Securities Beneficially Owned After this Offering	
	Common Stock(1)	Warrants	Common Stock	Common Stock underlying Warrants	Common Stock	Warrants
Raymond Dale Hautakamaki and Ann Hautamaki JTWROS	25,000	25,000	25,000	25,000	—	—
Andrew H. Kaufman	25,000	25,000	25,000	25,000	—	—
Douglas P. Kaufman	25,000	25,000	25,000	25,000	—	—
Carol Kubiak and Dr. A. Mitarotondo JTWROS	25,000	25,000	25,000	25,000	—	—
Barry Render Family Trust(19)	25,000	25,000	25,000	25,000	—	—
Vincent G. Scott	25,000	25,000	25,000	25,000	—	—
Steven M. Weisman	25,000	25,000	25,000	25,000	—	—
Richard White	25,000	25,000	25,000	25,000	—	—
Michael Cohen	25,000	25,000	25,000	25,000	—	—
Peter C. Gould	25,000	25,000	25,000	25,000	—	—
Maurice & Stacy Gozlan TIE	25,000	25,000	25,000	25,000	—	—
Donald R. Johnson	25,000	25,000	25,000	25,000	—	—
Susan Chase Lottich	25,000	25,000	25,000	25,000	—	—
Steven Poletti	25,000	25,000	25,000	25,000	—	—
Mark Sainato	25,000	25,000	25,000	25,000	—	—
Northlea Partners Ltd.(20)	25,000	25,000	25,000	25,000	—	—
Stephen De Kanter	25,000	25,000	25,000	25,000	—	—
James W. Dwyer	25,000	25,000	25,000	25,000	—	—
Peter M. Knapp Jr.	25,000	25,000	25,000	25,000	—	—
Reed S. Oslan	25,000	25,000	25,000	25,000	—	—
Henry Rothman	25,000	25,000	25,000	25,000	—	—
Robyn Schreiber Irrevocable Trust, Warren Schreiber TTEE	25,000	25,000	25,000	25,000	—	—
Joe N. & Jamie Behrendt Revocable Trust 10/20/96(21)	20,000	20,000	20,000	20,000	—	—
Rene Beuggert	20,000	20,000	20,000	20,000	—	—
Eaglebrook School Special Investment Account(22)	20,000	20,000	20,000	20,000	—	—
Field & Field Limited Partnership(23)	20,000	20,000	20,000	20,000	—	—
World Equity Group FBO Harold Gault IRA(24)	20,000	20,000	20,000	20,000	—	—
Vicki Goggin	20,000	20,000	20,000	20,000	—	—
Karen Otto & Gregory Russell JTWROS	20,000	20,000	20,000	20,000	—	—
Mark A. Wagner & Karen L. Wagner JTWROS	20,000	20,000	20,000	20,000	—	—
Oaktree Financial Group, Inc. Defined Benefit Plan, Michael Balasco TTEE	20,000	20,000	20,000	20,000	—	—
Marvin Boehm Family Trust(25)	20,000	20,000	20,000	20,000	—	—
Marshall N. Dickler	20,000	20,000	20,000	20,000	—	—
David G. Rosen and Julie L. Rosen JTWROS	20,000	20,000	20,000	20,000	—	—
Sean Janzer	20,000	20,000	20,000	20,000	—	—

[Table of Contents](#)

Name	Securities Beneficially Owned Prior to the Offering		Securities Offered Hereby		Securities Beneficially Owned After this Offering	
	Common Stock(1)	Warrants	Common Stock	Common Stock underlying Warrants	Common Stock	Warrants
Barclay M. Armitage	15,000	15,000	15,000	15,000	—	—
Bruce Cooper	15,000	15,000	15,000	15,000	—	—
Souheil Haddad	15,000	15,000	15,000	15,000	—	—
WLR Family Partnership, LP(26)	15,000	15,000	15,000	15,000	—	—
Richard Bue and Rachel Bue JTWROS	15,000	15,000	15,000	15,000	—	—
Philip B. Rosen	15,000	15,000	15,000	15,000	—	—
Allen Sessoms	15,000	15,000	15,000	15,000	—	—
David Kovacs	15,000	15,000	15,000	15,000	—	—
Terence Oi	12,500	12,500	12,500	12,500	—	—
Robert Burkhardt	10,000	10,000	10,000	10,000	—	—
Kevin Doherty	10,000	10,000	10,000	10,000	—	—
Ron Eller & Beth Eller JTWROS	10,000	10,000	10,000	10,000	—	—
Beth L. Gottshall	10,000	10,000	10,000	10,000	—	—
George Nolen(27)	10,000	10,000	10,000	10,000	—	—
Christi M. Pedra(28)	10,000	10,000	10,000	10,000	—	—
Timothy Pliske and Sara Pliske JTWROS	10,000	10,000	10,000	10,000	—	—
Dennis Pope	10,000	10,000	10,000	10,000	—	—
William N. Strawbridge	10,000	10,000	10,000	10,000	—	—
N. Michael Wolsonovich, Jr.	10,000	10,000	10,000	10,000	—	—
M. Jay Herod	10,000	10,000	10,000	10,000	—	—
Aaron Lehmann	10,000	10,000	10,000	10,000	—	—
William Martin Roberts	10,000	10,000	10,000	10,000	—	—
Ian Stern	10,000	10,000	10,000	10,000	—	—
Bruce Levenbrook	10,000	10,000	10,000	10,000	—	—
Gerald F. Quinn & Justine M. Quinn JTWROS	10,000	10,000	10,000	10,000	—	—
Michael Zimmerman	10,000	10,000	10,000	10,000	—	—
Bryan Feinberg	9,153	9,153	9,153	9,153	—	—
Athanasios Koukoulis	7,500	7,500	7,500	7,500	—	—
Kathleen S. McHugh	7,500	7,500	7,500	7,500	—	—
Richard M Spitalny	7,000	7,000	7,000	7,000	—	—
Ilan Alon	5,000	5,000	5,000	5,000	—	—
O. Stuart Chase	5,000	5,000	5,000	5,000	—	—
David Mexicotte	5,000	5,000	5,000	5,000	—	—
Thomas N. Gannon	1,500	1,500	1,500	1,500	—	—
Totals	12,848,600	13,198,600	12,848,600	13,198,600	—	—

(1) Does not include shares of Common Stock underlying the warrants.

(2) In accordance with Rule 13d-3 under the Securities Exchange Act of 1934, Samuel Belzberg, Jamie Farrar, Ryan Chan and Ryan Dunfield may be deemed control persons of the shares owned by Gibralt Capital Corp., with final voting power and investment control over such shares.

(3) In accordance with Rule 13d-3 under the Securities Exchange Act of 1934, James A. Silverman may be deemed a control person of the shares owned by RRC Bio Fund LP, with final voting power and investment control over such shares.

[Table of Contents](#)

- (4) In accordance with Rule 13d-3 under the Securities Exchange Act of 1934, Thomas U. Barton and Joseph U. Barton may be deemed control persons of the shares owned by White Rock Capital Partners, LP, with final voting power and investment control over such shares.
- (5) In accordance with Rule 13d-3 under the Securities Exchange Act of 1934, Jennifer Ligeti may be deemed a control person of the shares owned by Ligi Realty Limited Partnership, with final voting power and investment control over such shares.
- (6) In accordance with Rule 13d-3 under the Securities Exchange Act of 1934, Steven Deutsch may be deemed a control person of the shares owned by Wealth Concepts LLC, with final voting power and investment control over such shares.
- (7) In accordance with Rule 13d-3 under the Securities Exchange Act of 1934, Raymond Bonanno and Joan Bonanno may be deemed control persons of the shares owned by Bonanno Family Partnership LLP, with final voting power and investment control over such shares.
- (8) In accordance with Rule 13d-3 under the Securities Exchange Act of 1934, Harry Shufflebarger and Cynthia Shufflebarger as trustees, may be deemed control persons of the shares owned by Harry L. Shufflebarger Revocable Trust, with final voting power and investment control over such shares.
- (9) In accordance with Rule 13d-3 under the Securities Exchange Act of 1934, Laurence G. Allen, as Managing Principal of Allen Partners X, LLC, the General Partner of ACP X, LP, may be deemed a control person of the shares owned by ACP X, LP, with final voting power and investment control over such shares.
- (10) In accordance with Rule 13d-3 under the Securities Exchange Act of 1934, Mark Schalles may be deemed a control person of the shares owned by Fairfield Investment Group LLC, with final voting power and investment control over such shares.
- (11) In accordance with Rule 13d-3 under the Securities Exchange Act of 1934, Felix A. Gonzalez-Quevedo, as President/Manager, may be deemed a control person of the shares owned by QIP Holdings LLC, with final voting power and investment control over such shares.
- (12) In accordance with Rule 13d-3 under the Securities Exchange Act of 1934, James B. Moore, III may be deemed a control person of the shares owned by HRMG Inc. Profit Sharing 401K Plan DTD 7104 FBO James Moore, with final voting power and investment control over such shares.
- (13) In accordance with Rule 13d-3 under the Securities Exchange Act of 1934, Donald S. Wheeler may be deemed a control person of the shares owned by Humboldt Radiology Medical Group PSP 401(K) FBO Donald C. Wheeler, with final voting power and investment control over such shares.
- (14) In accordance with Rule 13d-3 under the Securities Exchange Act of 1934, Mel Okeon, as trustee, may be deemed a control person of the shares owned by Mel Okeon Inc. Profit Sharing Trust, with final voting power and investment control over such shares.
- (15) In accordance with Rule 13d-3 under the Securities Exchange Act of 1934, James Capron, Christopher Bale and Jonathan Green, as members, may be deemed control persons of the shares owned by SavoyCapron LLC, with final voting power and investment control over such shares.
- (16) In accordance with Rule 13d-3 under the Securities Exchange Act of 1934, Raymond Dean Hautamaki, as President, may be deemed a control person of the shares owned by CoJack Investment Opportunities, LLC, with final voting power and investment control over such shares.
- (17) In accordance with Rule 13d-3 under the Securities Exchange Act of 1934, Ann Beard may be deemed a control person of the shares owned by Highstone Trust, with final voting power and investment control over such shares.
- (18) In accordance with Rule 13d-3 under the Securities Exchange Act of 1934, George W. Holbrook, Jr., as Manager, may be deemed a control person of the shares owned by Bradley Resources Company, with final voting power and investment control over such shares.
- (19) In accordance with Rule 13d-3 under the Securities Exchange Act of 1934, Barry Render and Donna Render, as trustees, may be deemed control persons of the shares owned by Barry Render Family Trust, with final voting power and investment control over such shares.
- (20) In accordance with Rule 13d-3 under the Securities Exchange Act of 1934, John H. Abels may be deemed a control person of the shares owned by Northlea Partners, with final voting power and investment control over such shares.

Table of Contents

- (21) In accordance with Rule 13d-3 under the Securities Exchange Act of 1934, Joe N. Behrendt, as trustee, may be deemed a control person of the shares owned by Joe N. & Jamie Behrendt Revocable Trust 10/20/96, with final voting power and investment control over such shares.
- (22) In accordance with Rule 13d-3 under the Securities Exchange Act of 1934, O. Stuart Chase may be deemed a control person of the shares owned by Eaglebrook School Special Investment Account, with final voting power and investment control over such shares.
- (23) In accordance with Rule 13d-3 under the Securities Exchange Act of 1934, Hyatt M. Field may be deemed a control person of the shares owned by Field & Field Limited Partnership, with final voting power and investment control over such shares.
- (24) In accordance with Rule 13d-3 under the Securities Exchange Act of 1934, Harold Gault may be deemed a control person of the shares owned by World Equity Group FBO Harold Gault IRA, with final voting power and investment control over such shares.
- (25) In accordance with Rule 13d-3 under the Securities Exchange Act of 1934, Marvin J. Boehm, as trustee may be deemed a control person of the shares owned by Marvin Boehm Family Trust, with final voting power and investment control over such shares.
- (26) In accordance with Rule 13d-3 under the Securities Exchange Act of 1934, William McComb, as Managing Partner, may be deemed a control person of the shares owned by WLR Family Partnership, LP, with final voting power and investment control over such shares.
- (27) George Nolen has been a director of the Company since October 2010 and a director of InVivo since December 2009. Please see Mr. Nolen's biography on page 39 under "Directors and Executive Officers."
- (28) Christi M. Pedra has been a director of the Company since October 2010 and a director of InVivo since November 2008. Please see Ms. Pedra's biography on page 39 under "Directors and Executive Officers."

MARKET FOR COMMON EQUITY AND RELATED STOCKHOLDER MATTERS

Market for Common Stock

Our Common Stock is quoted on the OTC Bulletin Board under the symbol “NVIV.OB.” Our shares of Common Stock began being quoted on the OTC Bulletin Board under the symbol “NVIV.OB” effective October 29, 2010.

The following table contains information about the range of high and low bid prices for our Common Stock for the quarterly periods ended December 31, 2010, March 31, 2011 and June 30, 2011 based upon reports of transactions on the OTC Bulletin Board.

<u>Fiscal Quarter End</u>	<u>Low Bid</u>	<u>High Bid</u>
December 31, 2010	\$ 1.30	\$ 4.00
March 31, 2011	\$ 0.75	\$ 2.26
June 30, 2011	\$ 0.60	\$ 1.10

The source of these high and low prices was the OTC Bulletin Board. These quotations reflect inter-dealer prices, without retail mark-up, markdown or commissions and may not represent actual transactions. The high and low prices listed have been rounded up to the next highest two decimal places.

On July 28, 2011, the closing bid price of our Common Stock as reported by the OTC Bulletin Board was \$0.90 per share.

Trades in the Common Stock may be subject to Rule 15c-9 of the Exchange Act, which imposes requirements on broker/dealers who sell securities subject to the rule to persons other than established customers and accredited investors. For transactions covered by the rule, broker/dealers must make a special suitability determination for purchasers of the securities and receive the purchaser’s written agreement to the transaction before the sale.

The SEC also has rules that regulate broker/dealer practices in connection with transactions in “penny stocks.” Penny stocks generally are equity securities with a price of less than \$5.00 (other than securities listed on certain national exchanges, provided that the current price and volume information with respect to transactions in that security is provided by the applicable exchange or system). The penny stock rules require a broker/dealer, before effecting a transaction in a penny stock not otherwise exempt from the rules, to deliver a standardized risk disclosure document prepared by the SEC that provides information about penny stocks and the nature and level of risks in the penny stock market. The broker/dealer also must provide the customer with current bid and offer quotations for the penny stock, the compensation of the broker/dealer and its salesperson in the transaction, and monthly account statements showing the market value of each penny stock held in the customer’s account. The bid and offer quotations, and the broker/dealer and salesperson compensation information, must be given to the customer orally or in writing before effecting the transaction, and must be given to the customer in writing before or with the customer’s confirmation. These disclosure requirements may have the effect of reducing the level of trading activity in the secondary market for shares of Common Stock. As a result of these rules, investors may find it difficult to sell their shares.

Holders

As of the date of this prospectus, there are approximately 245 record holders of 51,739,712 shares of the Common Stock. As of the date of this prospectus, 18,800,000 shares of Common Stock are issuable upon the exercise of outstanding warrants and 6,423,016 shares are exercisable upon the exercise of options.

Dividend Policy

We have never declared or paid cash dividends. We do not intend to pay cash dividends on our Common Stock for the foreseeable future, but currently intend to retain any future earnings to fund the development and growth of our business. The payment of cash dividends if any, on the Common Stock will rest solely within the discretion of our board of directors and will depend, among other things, upon our earnings, capital requirements, financial condition, and other relevant factors.

DESCRIPTION OF CAPITAL STOCK

The following information describes our capital stock as well as certain provisions of our articles of incorporation and bylaws. This description is only a summary. You should also refer to our articles of incorporation and bylaws, which have been filed as exhibits to the registration statement of which this prospectus is a part.

Authorized Capital Stock

As of July 28, 2011, our authorized capital stock consisted of 100,000,000 shares of Common Stock, par value \$0.00001 per share.

Issued and Outstanding Capital Stock

As of July 28, 2011, there were the following issued and outstanding securities of the Company:

- 51,739,712 shares of Common Stock;
- Options to purchase 5,888,016 shares of Common Stock granted under the 2007 Plan;
- Options to purchase 660,000 shares of Common Stock granted under the 2010 Plan;
- Investor Warrants to purchase 13,000,000 shares of Common Stock at \$1.40 per share issued to the investors in the Offering and warrants issued to the Placement Agent to purchase 2,600,000 shares of Common Stock at a price of \$1.00 per share and 2,600,000 warrants exercisable at a price of \$1.40 per share; and
- New Bridge Warrants issued to Bridge Investors in the Bridge Financing to purchase 500,000 shares of Common Stock at \$1.00 per share and 100,000 New Bridge Warrants exercisable at a price of \$1.00 per share issued to the Placement Agent in connection with the Bridge Financing.

Reconciliation of Outstanding Capital Stock on a Pre and Post Merger Basis

The following table reconciles the number of shares of the Company outstanding after the Merger with the number of shares of InVivo outstanding prior to the Merger.

InVivo Therapeutics Corporation Common Shares outstanding, pre -merger as of September 30, 2010	2,261,862
Merger Exchange Ratio	13.7706
	<u>31,147,197</u>
Less fractional shares not granted	(7)
Shares of ITHC issued to InVivo shareholders	<u>31,147,190</u>
Existing Design Source Shares outstanding, pre merger	6,999,981
Shares issued in Private Placement	13,000,000
Shares issued in consideration for legal services	500,000
Common shares outstanding December 31, 2010	<u>51,647,171</u>
Stock option exercised	27,541
Common shares outstanding March 31, 2011	<u><u>51,674,712</u></u>

Description of Common Stock

The holders of Common Stock are entitled to one vote per share on all matters submitted to a vote of the stockholders, including the election of directors. Generally, all matters to be voted on by stockholders must be approved by a majority (or, in the case of election of directors, by a plurality) of the votes entitled to be cast by all shares of Common Stock that are present in person or represented by proxy. Except as otherwise provided by

[Table of Contents](#)

law, amendments to the articles of incorporation generally must be approved by a majority of the votes entitled to be cast by all outstanding shares of Common Stock. The amended and restated Articles of Incorporation do not provide for cumulative voting in the election of directors. The Common Stock holders will be entitled to such cash dividends as may be declared from time to time by the Board from funds available. Upon liquidation, dissolution or winding up of the Company, the Common Stock holders will be entitled to receive pro rata all assets available for distribution to such holders.

Registration Rights Agreement

The Company is required to file within 90 days of the date of the final Closing of the Offering (the “Filing Deadline”), a Registration Statement registering for resale all shares of Common Stock issued in the Offering, including Common Stock (i) included in the Units; and (ii) issuable upon exercise of the Investor Warrants; consistent with the terms and provisions of the Registration Rights Agreement, included as an exhibit to the registration statement of which this prospectus forms a part. The holders of any registrable securities removed from the Registration Statement as a result of a Rule 415 or other comment from the SEC shall have “piggyback” registration rights for the shares of Common Stock or Common Stock underlying such warrants with respect to any registration statement filed by the Company following the effectiveness of the Registration Statement which would permit the inclusion of these shares. The Company has agreed to use its reasonable efforts to have the registration statement declared effective within 180 days of filing the registration statement (the “Effectiveness Deadline”).

If the Registration Statement is not filed on or before the Filing Deadline or not declared effective on or before the Effectiveness Deadline, the Company shall pay to each holder of registrable securities an amount in cash equal to one-half of one percent (0.5%) of such holder’s investment herein or in the Bridge Financing on every thirty (30) day anniversary of such Filing Deadline or Effectiveness Deadline failure until such failure is cured. The payment amount shall be prorated for partial thirty (30) day periods. The maximum aggregate amount of payments to be made by the Company as the result of such failures, whether by reason of a Filing Deadline failure, Effectiveness Deadline failure or any combination thereof, shall be an amount equal to 9% of each holder’s investment amount. Notwithstanding the foregoing, no payments shall be owed with respect to any period during which all of the holder’s registrable securities may be sold by such holder under Rule 144 or pursuant to another exemption from registration. Moreover, no such payments shall be due and payable with respect to any registrable securities the Company is unable to register due to limits imposed by the SEC’s interpretation of Rule 415 under the Securities Act.

The Company shall keep the Registration Statement effective for one (1) year from the date it is declared effective by the SEC or until Rule 144 of the Securities Act is available to Investors herein with respect to all of their shares, whichever is earlier.

Description of Investor Warrants

After the consummation of the Merger and the simultaneous closing of the Offering, there were Investor Warrants issued to purchase 13,000,000 shares of Common Stock held by investors purchasing Units in the Offering. Each Investor Warrant entitles the holder to purchase one share of Common Stock at a purchase price of \$1.40 during the five (5) year period commencing on the issuance of the Investor Warrants. The Investor Warrants may be called and redeemed by the Company at any time the Common Stock trades above \$2.80 for twenty (20) consecutive days following the effectiveness of the registration statement covering the resale of the underlying Investor Warrant shares. The Investor Warrants can only be called if a registration statement registering the shares underlying the Investor Warrants is in effect at the time of the call.

The Investor Warrants, at the option of the holder, may be exercised by cash payment of the exercise price to the Company. The Investor Warrants may be exercised on a cashless basis commencing one year after issuance if no registration statement registering the shares underlying the Investor Warrants is then in effect. The Placement Agent shall receive a warrant solicitation fee equal to 5% of the funds solicited by the Placement Agent upon

[Table of Contents](#)

exercise of the Investor Warrants if the Company elects to call the Investor Warrants. The exercise price and number of shares of Common Stock issuable on exercise of the Investor Warrants may be adjusted in certain circumstances including a weighted average adjustment in the event of future issuances of the Company's equity securities at a price less than the exercise price of the Investor Warrant, in the event of a stock dividend, or our recapitalization, reorganization, merger or consolidation.

No fractional shares will be issued upon exercise of the Investor Warrants. If, upon exercise of the Investor Warrants, a holder would be entitled to receive a fractional interest in a share, we will, upon exercise, round up to the nearest whole number, the number of shares of Common Stock to be issued to the Investor Warrant holder.

New Bridge Warrants

In September 2010, InVivo completed a Bridge Financing, wherein it sold \$500,000 in principal amount of its Bridge Notes and 36,310 Bridge Warrants to accredited investors. The Bridge Warrants converted into 500,000 New Bridge Warrants, each exercisable at a price of \$1.00 per New Bridge Warrant, upon the closing of the Offering and the Merger. Holders of the New Bridge Warrants received the same registration rights with respect to the shares of Common Stock issuable upon exercise of the New Bridge Warrants as the investors in the Offering.

Placement Agent Warrants

The Placement Agent Warrants permit the Placement Agent or its designees, to purchase for a five-year period, (i) 2,600,000 shares of Common Stock at an exercise price of \$1.00 per share and (ii) 2,600,000 shares of Common Stock at an exercise price of \$1.40 per share. The Placement Agent Warrants have no registration rights and contain weighted average anti-dilution and immediate cashless exercise provisions.

Anti-Takeover Effects of Provisions of Nevada State Law

We may be or in the future we may become subject to Nevada's control share laws. A corporation is subject to Nevada's control share law if it has more than 200 stockholders, at least 100 of whom are stockholders of record and residents of Nevada, and if the corporation does business in Nevada, including through an affiliated corporation. This control share law may have the effect of discouraging corporate takeovers. The Company currently has less than 200 stockholders.

The control share law focuses on the acquisition of a "controlling interest," which means the ownership of outstanding voting shares that would be sufficient, but for the operation of the control share law, to enable the acquiring person to exercise the following proportions of the voting power of the corporation in the election of directors: (1) one-fifth or more but less than one-third; (2) one-third or more but less than a majority; or (3) a majority or more. The ability to exercise this voting power may be direct or indirect, as well as individual or in association with others.

The effect of the control share law is that an acquiring person, and those acting in association with that person, will obtain only such voting rights in the control shares as are conferred by a resolution of the stockholders of the corporation, approved at a special or annual meeting of stockholders. The control share law contemplates that voting rights will be considered only once by the other stockholders. Thus, there is no authority to take away voting rights from the control shares of an acquiring person once those rights have been approved. If the stockholders do not grant voting rights to the control shares acquired by an acquiring person, those shares do not become permanent non-voting shares. The acquiring person is free to sell the shares to others. If the buyer or buyers of those shares themselves do not acquire a controlling interest, the shares are not governed by the control share law.

If control shares are accorded full voting rights and the acquiring person has acquired control shares with a majority or more of the voting power, a stockholder of record, other than the acquiring person, who did not vote in favor of approval of voting rights, is entitled to demand fair value for such stockholder's shares.

[Table of Contents](#)

In addition to the control share law, Nevada has a business combination law, which prohibits certain business combinations between Nevada corporations and “interested stockholders” for three years after the interested stockholder first becomes an interested stockholder, unless the corporation’s board of directors approves the combination in advance. For purposes of Nevada law, an interested stockholder is any person who is: (a) the beneficial owner, directly or indirectly, of 10% or more of the voting power of the outstanding voting shares of the corporation, or (b) an affiliate or associate of the corporation and at any time within the previous three years was the beneficial owner, directly or indirectly, of 10% or more of the voting power of the then-outstanding shares of the corporation. The definition of “business combination” contained in the statute is sufficiently broad to cover virtually any kind of transaction that would allow a potential acquirer to use the corporation’s assets to finance the acquisition or otherwise to benefit its own interests rather than the interests of the corporation and its other stockholders.

The effect of Nevada’s business combination law is to potentially discourage parties interested in taking control of the Company from doing so if it cannot obtain the approval of our board of directors.

Indemnification of Officers and Directors

Nevada Revised Statutes (“NRS”) Sections 78.7502 and 78.751 provide us with the power to indemnify any of our directors, officers, employees and agents. The person entitled to indemnification must have conducted himself in good faith, and must reasonably believe that his conduct was in, or not opposed to, our best interests. In a criminal action, the director, officer, employee or agent must not have had reasonable cause to believe that his conduct was unlawful.

Under NRS Section 78.751, advances for expenses may be made by agreement if the director or officer affirms in writing that he has met the standards for indemnification and will personally repay the expenses if it is determined that such officer or director did not meet those standards.

Our bylaws include an indemnification provision under which we have the power to indemnify our directors, officers, former directors and officers, employees and other agents (including heirs and personal representatives) against all costs, charges and expenses actually and reasonably incurred, including an amount paid to settle an action or satisfy a judgment to which a director or officer is made a party by reason of being or having been a director or officer of the Company. Our bylaws further provide for the advancement of all expenses incurred in connection with a proceeding upon receipt of an undertaking by or on behalf of such person to repay such amounts if it is determined that the party is not entitled to be indemnified under our bylaws. No advance will be made by the Company to a party if it is determined that the party acted in bad faith. These indemnification rights are contractual, and as such will continue as to a person who has ceased to be a director, officer, employee or other agent, and will inure to the benefit of the heirs, executors and administrators of such a person.

We have entered into an indemnification agreement with each of our officers and directors pursuant to which they will be indemnified by us, subject to certain limitations, for any liabilities incurred by them in connection with their role as officers and/or directors of the Company.

Insofar as indemnification for liabilities arising under the Securities Act may be permitted for our directors, officers and controlling persons pursuant to the foregoing provisions, or otherwise, we have been advised that in the opinion of the SEC such indemnification is against public policy as expressed in the Securities Act and is, therefore, unenforceable.

Transfer Agent and Registrar

The transfer agent and registrar for our Common Stock is Continental Stock Transfer & Trust Company, 17 Battery Place, 8th Floor, New York, NY 10004.

PLAN OF DISTRIBUTION

Each Selling Securityholder and its pledgees, assignees and successors-in-interest may, from time to time, sell any or all of its shares of Common Stock on a stock exchange, market or trading facility on which those securities are traded or in private transactions. These sales may be at fixed or negotiated prices.

We are also registering the initial issuance of shares of our Common Stock upon the exercise of the Investor and New Bridge Warrants acquired from the Selling Securityholders pursuant to this prospectus.

A Selling Securityholder may use any one or more of the following methods when selling the securities:

- ordinary brokerage transactions and transactions in which the broker dealer solicits purchasers;
- block trades in which the broker dealer will attempt to sell the shares as agent but may position and resell a portion of the block as principal to facilitate the transaction;
- purchases by a broker dealer as principal and resale by the broker dealer for its account;
- an exchange distribution in accordance with the rules of the applicable exchange;
- privately negotiated transactions;
- settlement of short sales entered into after the effective date of the registration statement of which this prospectus is a part;
- broker-dealers may agree with the Selling Securityholders to sell a specified number of such shares at a stipulated price per share;
- through the writing or settlement of options or other hedging transactions, whether through an options exchange or otherwise;
- a combination of any such methods of sale; or
- any other method permitted pursuant to applicable law.

The Selling Securityholders may also sell their shares of Common Stock, Investor Warrants and New Bridge Warrants under Rule 144 under the Securities Act, rather than under this prospectus.

The Selling Securityholders may also engage in short sales against the box, puts and calls and other transactions in our securities or derivatives of our securities and may sell or deliver securities in connection with these trades.

Broker-dealers engaged by the Selling Securityholders may arrange for other broker-dealers to participate in sales. Broker-dealers may receive commissions or discounts from the Selling Securityholders (or, if any broker-dealer acts as agent for the purchaser of securities, from the purchaser) in amounts to be negotiated. It is not expected that these commissions and discounts will exceed what is customary in the types of transactions involved.

Any profits on the resale of shares by a broker-dealer acting as principal might be deemed to be underwriting discounts or commissions under the Securities Act. Discounts, concessions, commissions and similar selling expenses, if any, attributable to the sale of shares will be borne by the Selling Securityholder. The Selling Securityholders may agree to indemnify any agent, dealer or broker-dealer that participates in transactions involving sales of the shares if liabilities are imposed on that person under the Securities Act.

The Selling Securityholders and any broker-dealers or agents that are involved in selling the shares may be deemed to be “underwriters” within the meaning of the Securities Act in connection with such sales. In such event, any commissions received by such broker-dealers or agents and any profit on the resale of the shares purchased by them may be deemed to be underwriting commissions or discounts under the Securities Act.

[Table of Contents](#)

We are required to pay all fees and expenses incident to the registration of the shares being registered herein. We are not required to pay commissions and other selling expenses. We have agreed to indemnify the Selling Securityholders against certain losses, claims, damages and liabilities, including liabilities under the Securities Act arising out of or based upon any untrue statement of a material fact contained in the registration statement, any prospectus or any form of prospectus or in any amendment or supplement thereto or in any preliminary prospectus, or arising out of or based upon any omission of a material fact required to be stated or necessary to make the statements therein not misleading.

The anti-manipulation rules of Regulation M under the Exchange Act may apply to sales of Common Stock and activities of the Selling Securityholders.

LEGAL MATTERS

The validity of the shares of Common Stock being offered will be passed upon for us by BRL Law Group LLC, Boston, Massachusetts.

EXPERTS

Our balance sheets as of December 31, 2010 and 2009, and the related statements of operations, changes in stockholders' deficit and cash flows for the years then ended and for the period from November 28, 2005 (inception) to December 31, 2010 have been included herein and in the registration statement in reliance upon the report of Wolf & Company, P.C., independent registered public accountants, appearing elsewhere herein, and upon the authority of said firm as experts in accounting and auditing.

WHERE YOU CAN FIND MORE INFORMATION

We have filed a registration statement on Form S-1 with the SEC with respect to the Common Stock we are offering by this prospectus. This prospectus does not include all of the information contained in the registration statement. You should refer to the registration statement and its exhibits for additional information. Whenever we make reference in this prospectus to any of our contracts, agreements or other documents, the references are not necessarily complete and you should refer to the exhibits attached to the registration statement for copies of the actual contract, agreement or other document. We are subject to the information reporting requirements of the Exchange Act, and accordingly we are required to file annual, quarterly and special reports, proxy statements and other information with the SEC.

You can read our SEC filings, including the registration statement, on the Internet at the SEC's website at www.sec.gov. You can also read and copy any document we file with the SEC at its public reference room at 100 F Street, N.E., Washington, D.C. 20549. You can also obtain copies of the documents at prescribed rates by writing to the Public Reference Section of the SEC at 100 F Street, N.E., Washington, D.C. 20549. Please call the SEC at 1-800-SEC-0330 for further information on the operation of the public reference room.

[Table of Contents](#)

InVivo Therapeutics Holdings Corporation
Audited Financial Statements
Years Ended December 31, 2010 and 2009
and the Period from November 28, 2005
(Inception) through December 31, 2010

CONTENTS

	<u>Page</u>
Report of Independent Registered Public Accounting Firm	F-2
Consolidated Financial Statements	
Consolidated Balance Sheets	F-3
Consolidated Statements of Operations	F-4
Consolidated Statements of Changes in Stockholders' Deficit	F-5
Consolidated Statements of Cash Flows	F-6-F-7
Notes to Consolidated Financial Statements	F-8-F-24
Unaudited Consolidated Financial Statements	
Consolidated Balance Sheets as of March 31, 2011 and December 31, 2010	F-25
Consolidated Statements of Operations for the three months ended March 31, 2011 and 2010	F-26
Consolidated Statements of Cash Flows for the three months ended March 31, 2011 and 2010	F-27
Notes to Financial Statements (Unaudited)	F-29



Report of Independent Registered Public Accounting Firm

To the Board of Directors of InVivo Therapeutics Holdings Corp.:

We have audited the accompanying consolidated balance sheets of InVivo Therapeutics Holdings Corp. as of December 31, 2010 and 2009, and the related consolidated statements of operations, changes in stockholders' deficit and cash flows for the years then ended and for the period from November 28, 2005 (inception) to December 31, 2010. These financial statements are the responsibility of the Company's management. Our responsibility is to express an opinion on these consolidated financial statements based on our audits.

We conducted our audits in accordance with the standards of the Public Company Accounting Oversight Board (United States). Those standards require that we plan and perform the audit to obtain reasonable assurance about whether the financial statements are free of material misstatement. An audit includes examining, on a test basis, evidence supporting the amounts and disclosures in the financial statements. An audit also includes assessing the accounting principles used and significant estimates made by management, as well as evaluating the overall financial statement presentation. We believe that our audits provide a reasonable basis for our opinion.

In our opinion, the consolidated financial statements referred to above present fairly, in all material respects, the financial position of the Company as of December 31, 2010 and 2009, and the results of its operations and its cash flows for the years then ended and for the period from November 28, 2005 (inception) to the December 31, 2010, in conformity with accounting principles generally accepted in the United States of America.

/s/ Wolf & Company, P.C.

Boston, Massachusetts

March 24, 2011, except for Notes 9, 11, 12 and 18 as to which the date is June 29, 2011.

[Table of Contents](#)

InVivo Therapeutics Holdings Corp.
(A Development Stage Company)

Consolidated Balance Sheets

	December 31,	
	2010 (Restated)	2009
ASSETS:		
Current assets:		
Cash and cash equivalents	\$ 8,964,194	\$ 226,667
Prepaid expenses	81,166	10,898
Total current assets	9,045,360	237,565
Property and equipment, net	280,181	173,797
Other assets	53,639	58,639
Total assets	<u>\$ 9,379,180</u>	<u>\$ 470,001</u>
LIABILITIES AND STOCKHOLDERS' DEFICIT:		
Current liabilities:		
Accounts payable	\$ 336,945	\$ 81,175
Accrued interest payable	—	283,608
Derivative warrant liability	10,647,190	—
Accrued expenses	247,547	293,584
Total current liabilities	11,231,682	658,367
Loans payable	—	590,985
Convertible notes payable	—	2,840,000
Total liabilities	<u>11,231,682</u>	<u>4,089,352</u>
Commitments and contingencies		
Stockholders' deficit:		
Common stock , \$0.00001 par value; authorized 100,000,000 shares, issued and outstanding 51,647,171 and 26,259,515 shares outstanding at December 31, 2010 and 2009, respectively	516	263
Additional paid-in capital	11,235,829	1,558,283
Deficit accumulated during the development stage	<u>(13,088,847)</u>	<u>(5,177,897)</u>
Total stockholders' deficit	<u>(1,852,502)</u>	<u>(3,619,351)</u>
Total liabilities and stockholders' deficit	<u>\$ 9,379,180</u>	<u>\$ 470,001</u>

See notes to the consolidated financial statements.

[Table of Contents](#)

InVivo Therapeutics Holdings Corp.
(A Development Stage Company)
Consolidated Statements of Operations

	Years Ended December 31,		Period from November 28, 2005 (inception) to December 31, 2010
	2010 (Restated)	2009	(Restated)
Operating expenses:			
Research and development	\$ 1,673,202	\$ 1,807,908	\$ 4,780,987
General and administrative	1,724,102	835,515	3,695,665
Total operating expenses	3,397,304	2,643,423	8,476,652
Operating loss	(3,397,304)	(2,643,423)	(8,476,652)
Other income (expense):			
Other income	—	383,000	383,000
Interest income	3,379	282	11,290
Interest expense	(564,443)	(255,737)	(1,053,655)
Derivatives losses	(3,952,582)	—	(3,952,582)
Other income (expense), net	(4,513,646)	127,545	(4,611,947)
Net loss	\$ (7,910,950)	\$ (2,515,878)	\$ (13,088,599)
Net loss per share, basic and diluted	\$ (0.24)	\$ (0.10)	\$ (0.49)
Weighted average number of common shares outstanding, basic and diluted	33,367,239	25,496,366	26,591,576

See notes to the consolidated financial statements.

InVivo Therapeutics Holdings Corp.
(A Development Stage Company)
Consolidated Statements of Changes in Stockholders' Deficit

	Common Stock		Additional Paid-in Capital	Deficit Accumulated During the Development Stage	Total Stockholders' Deficit
	Shares	Amount			
Balance on inception date, November 28, 2005	—	\$ —	\$ —	\$ —	\$ —
Issuance of founders stock	24,787,080	248	—	(248)	—
Share-based compensation expense	—	—	18,347	—	18,347
Net loss	—	—	—	(1,097,702)	(1,097,702)
Balance as of December 31, 2007	24,787,080	248	18,347	(1,097,950)	(1,079,355)
Share-based compensation expense	—	—	24,526	—	24,526
Net loss	—	—	—	(1,564,069)	(1,564,069)
Balance as of December 31, 2008	24,787,080	248	42,873	(2,662,019)	(2,618,898)
Share-based compensation expense	—	—	171,059	—	171,059
Conversion of convertible notes payable and accrued interest	1,472,435	15	1,344,351	—	1,344,366
Net loss	—	—	—	(2,515,878)	(2,515,878)
Balance as of December 31, 2009	26,259,515	263	1,558,283	(5,177,897)	(3,619,351)
Share-based compensation expense	—	—	664,908	—	664,908
Issuance of common stock in March 2010	1,095,258	10	999,990	—	1,000,000
Conversion of convertible notes payable and accrued interest	3,792,417	38	3,328,090	—	3,328,128
Issuance of common stock in reverse merger	6,999,981	70	(70)	—	—
Beneficial conversion feature on notes payable	—	—	272,762	—	272,762
Issuance of common stock in private placement, net of stock issuance costs of \$2,072,117 and non-cash stock issuance costs of \$5,369,570	12,995,403	130	3,907,274	—	3,907,404
Conversion of convertible bridge notes in conjunction with the private placement	504,597	5	504,592	—	504,597
Net loss	—	—	—	(7,910,950)	(7,910,950)
Balance as of December 31, 2010 (Restated)	<u>51,647,171</u>	<u>\$ 516</u>	<u>\$ 11,235,829</u>	<u>\$(13,088,847)</u>	<u>\$ (1,852,502)</u>

See notes to the consolidated financial statements.

InVivo Therapeutics Holdings Corp.
(A Development Stage Company)
Consolidated Statements of Cash Flows

	Years Ended December 31,		Period from November 28, 2005 (inception) to December 31, 2010
	2010 (Restated)	2009	(Restated)
Cash flows from operating activities:			
Net loss	\$ (7,910,950)	\$ (2,515,878)	\$ (13,088,599)
Adjustments to reconcile net loss to net cash used in operating activities:			
Depreciation and amortization expense	44,878	32,084	92,965
Non-cash derivatives loss	3,952,582	—	3,952,582
Non-cash interest expense	528,535	221,899	962,834
Share-based compensation expense	664,908	171,059	878,840
Changes in operating assets and liabilities:			
Prepaid expenses	(70,268)	2,036	(81,166)
Other assets	—	—	(75,000)
Accounts payable	255,770	(23,248)	336,945
Accrued interest payable	(67,931)	33,598	(15,256)
Accrued expenses	(46,037)	179,426	247,547
Net cash used in operating activities	(2,648,513)	(1,899,024)	(6,788,308)
Cash flows from investing activities:			
Purchases of property and equipment	(146,262)	(174,898)	(351,785)
Net cash used in investing activities	(146,262)	(174,898)	(351,785)
Cash flows from financing activities:			
Proceeds from issuance of convertible notes payable	200,000	1,580,000	4,181,000
Proceeds from convertible bridge notes	500,000	—	500,000
(Repayment of) proceeds from loans payable	(590,985)	513,800	—
Proceeds from issuance of common stock and warrants	11,423,287	—	11,423,287
Net cash provided by financing activities	11,532,302	2,093,800	16,104,287
Increase in cash and cash equivalents	8,737,527	19,878	8,964,194
Cash and cash equivalents at beginning of period	226,667	206,789	—
Cash and cash equivalents at end of period	<u>\$ 8,964,194</u>	<u>\$ 226,667</u>	<u>\$ 8,964,194</u>

(continued)

See notes to the consolidated financial statements.

InVivo Therapeutics Holdings Corp.
(A Development Stage Company)
Consolidated Statements of Cash Flows (Concluded)

	Years Ended December 31,		Period from November 28, 2005 (inception) to December 31, 2010
	2010	2009	
Supplemental disclosure of cash flow information and non-cash transactions:			
Cash paid for interest	\$ 97,517	\$ —	\$ 97,517
Conversion of convertible notes payable and accrued interest into common stock	\$3,328,128	\$ 1,344,366	\$ 4,672,484
Conversion of convertible bridge note payable and accrued interest into common stock	\$ 504,597	\$ —	\$ 504,597
Beneficial conversion feature on convertible and bridge notes payable	\$ 272,762	\$ —	\$ 134,410
Fair value of warrants issued in connection with bridge notes payable	\$ 178,726	\$ —	\$ 178,726
Issuance of founders shares	\$ —	\$ —	\$ 248

See notes to the consolidated financial statements.

InVivo Therapeutics Holdings Corp.
(A Development Stage Company)

Notes to Consolidated Financial Statements

Years Ended December 31, 2010 and 2009, and the Period from
November 28, 2005 (Inception) through December 31, 2010

1. NATURE OF OPERATIONS

Business

InVivo Therapeutics Corporation (“InVivo”) was incorporated on November 28, 2005 under the laws of the State of Delaware. InVivo is developing and commercializing biopolymer scaffolding devices for the treatment of spinal cord injuries. The biopolymer devices are designed to protect the damaged spinal cord from further secondary injury and promote neuroplasticity, a process where functional recovery can occur through the rerouting of signaling pathways to the spared healthy tissue.

Since its inception, InVivo has devoted substantially all of its efforts to business planning, research and development, recruiting management and technical staff, acquiring operating assets and raising capital. Accordingly, InVivo is considered to be in the development stage.

Reverse Merger

On October 26, 2010, InVivo completed a reverse merger transaction (the “Merger”) with InVivo Therapeutics Holdings Corporation (formerly Design Source, Inc.) (“ITHC”), a publicly traded company incorporated under the laws of the State of Nevada. InVivo became a wholly owned subsidiary of ITHC, which continues to operate the business of InVivo. As part of the Merger, ITHC issued 31,147,190 shares of its Common Stock to the holders of InVivo common stock on October 26, 2010 in exchange for the 2,261,862 outstanding common shares of InVivo and also issued 500,000 shares to its legal counsel in consideration for legal services provided. All share and per share amounts presented in these consolidated financial statements have been retroactively restated to reflect the 13.7706 exchange ratio of InVivo shares for ITHC shares in the Merger. Immediately prior to the Merger, ITHC had 6,999,981 shares of Common Stock outstanding.

The Merger was a “reverse merger,” and InVivo is deemed to be the acquirer and ongoing operating company. The Merger was recorded as a recapitalization of InVivo, equivalent to the issuance of common stock by InVivo for the net monetary assets of ITHC accompanied by a recapitalization. At the date of the Merger, the 6,999,981 outstanding ITHC shares are reflected as an issuance of InVivo common stock to the prior shareholders of ITHC. ITHC had no net monetary assets as of the Merger so this issuance was recorded as a reclassification between additional paid-in capital and par value of Common Stock.

The historical consolidated financial statements are those of InVivo as the acquirer. The post-merger combination of ITHC and InVivo is referred to throughout these notes to consolidated financial statements as the “Company.” Subsequent to the Merger, the Company completed three closings as part of a private placement (see Note 11).

On October 26, 2010, in connection with the Merger described above, ITHC transferred all of its operating assets and liabilities to its wholly-owned subsidiary, D Source Split Corp., a company organized under the laws of Nevada (“DSSC”). DSSC was then split-off from ITHC through the sale of all outstanding shares of DSSC (the “Split-Off”). The assets and liabilities of ITHC were transferred to the Split-Off Shareholders in the Split-Off. ITHC executed a split off agreement with the Split-Off Shareholders which obligates the Split-Off Shareholders to assume all prior liabilities associated with Design Source, Inc. and all DSSC

InVivo Therapeutics Holdings Corp.
(A Development Stage Company)
Notes to Consolidated Financial Statements (Continued)

NATURE OF OPERATIONS (concluded)

liabilities. In conjunction with the Split-Off, certain shareholders of ITHC surrendered for cancellation shares of ITHC Common Stock for no additional consideration. The purpose of the Split-Off was to make ITHC a shell company with no assets or liabilities in order to facilitate the Merger. Although all transactions related to the Merger occurred simultaneously, the Split-Off, including the cancellation of shares, was considered to have occurred immediately prior to the Merger for accounting purposes. As the acquirer in a reverse merger with a shell company, the historical financial statements of ITHC are not presented and these ITHC transactions are not reflected in the Company's accompanying consolidated financial statements.

2. SIGNIFICANT ACCOUNTING POLICIES

A summary of the significant accounting policies followed by the Company in the preparation of the financial statements is as follows:

Use of estimates

The process of preparing financial statements in conformity with accounting principles generally accepted in the United States of America requires management to make estimates and assumptions that affect the reported amounts of assets and liabilities and disclosure of assets and liabilities at the date of financial statements and the reported amounts of revenues and expenses during the reporting period. Actual results could differ from those estimates and changes in estimates may occur.

Principles of Consolidation

The consolidated financial statements include the accounts of InVivo Therapeutics Holdings Corp. and its wholly-owned subsidiary, InVivo Therapeutics Corporation. All significant intercompany balances and transactions have been eliminated in consolidation.

Cash and cash equivalents

The Company considers all highly liquid investments with maturities of three months or less at the date of purchase to be cash equivalents.

Property and equipment

Property and equipment are carried at cost. Depreciation expense is provided over the estimated useful lives of the assets using the straight-line method. A summary of the estimated useful lives is as follows:

<u>Classification</u>	<u>Estimated Useful Life</u>
Computer hardware	5 years
Software	3 years
Research and lab equipment	5 years

Depreciation expense for the years ended December 31, 2010 and 2009 was \$39,878 and \$27,084, respectively. Maintenance and repairs are charged to expense as incurred, while any additions or improvements are capitalized.

InVivo Therapeutics Holdings Corp.
(A Development Stage Company)

Notes to Consolidated Financial Statements (Continued)

SIGNIFICANT ACCOUNTING POLICIES (continued)

Research and development expenses

Costs incurred for research and development are expensed as incurred. During 2010, the Company applied for a grant under the IRS Qualifying Therapeutic Discovery Project (QTDP) program. The application was approved and the Company received a grant for \$244,500 under the program. This amount has been recorded as a reduction in research and development expenses.

Concentrations of credit risk

The Company has no significant off-balance-sheet concentration of credit risk such as foreign exchange contracts, option contracts or other hedging arrangements. The Company may from time to time have cash in banks in excess of FDIC insurance limits.

Segment Information

Operating segments are identified as components of an enterprise about which separate discrete financial information is available for evaluation by the chief operating decision maker, or decision making group, in making decisions regarding resource allocation and assessing performance. To date, the Company has viewed its operations and manages its business as principally one operating segment, which is developing and commercializing biopolymer scaffolding devices for the treatment of spinal cord injuries. As of December 31, 2010 and 2009, all of the Company's assets were located in the United States.

Income taxes

For federal and state income taxes, deferred tax assets and liabilities are recognized based upon temporary differences between the financial statement and the tax basis of assets and liabilities. Deferred income taxes are based upon prescribed rates and enacted laws applicable to periods in which differences are expected to reverse. A valuation allowance is recorded when it is more likely than not that some portion or all of the deferred tax assets will not be realized. Accordingly, the Company provides a valuation allowance, if necessary, to reduce deferred tax assets to amounts that are realizable. Tax positions taken or expected to be taken in the course of preparing the Company's tax returns are required to be evaluated to determine whether the tax positions are "more-likely-than-not" of being sustained by the applicable tax authority. Tax positions not deemed to meet a more-likely-than-not threshold would be recorded as a tax expense in the current year. There were no uncertain tax positions that require accrual or disclosure to the financial statements as of December 31, 2010 or December 31, 2009.

Impairment of long-lived assets

The Company continually monitors events and changes in circumstances that could indicate that carrying amounts of long-lived assets may not be recoverable. An impairment loss is recognized when expected cash flows are less than an asset's carrying value. Accordingly, when indicators of impairment are present, the Company evaluates the carrying value of such assets in relation to the operating performance and future undiscounted cash flows of the underlying assets. The Company's policy is to record an impairment loss when it is determined that the carrying value of the asset may not be recoverable. No impairment charges were recorded for the years ended December 31, 2010 and 2009.

InVivo Therapeutics Holdings Corp.
(A Development Stage Company)

Notes to Consolidated Financial Statements (Continued)

SIGNIFICANT ACCOUNTING POLICIES (continued)

Share-based payments

The Company recognizes compensation costs resulting from the issuance of stock-based awards to employees, non-employees and directors as an expense in the statement of operations over the service period based on a measurement of fair value for each stock-based award. The fair value of each option grant is estimated as of the date of grant using the Black-Scholes option-pricing model. The fair value is amortized as compensation cost on a straight-line basis over the requisite service period of the awards, which is generally the vesting period. Due to its limited operating history, limited number of sales of its Common Stock and limited history of its shares being publicly traded, the Company estimates its volatility in consideration of a number of factors including the volatility of comparable public companies.

Derivative Instruments

The Company generally does not use derivative instruments to hedge exposures to cash-flow or market risks; however, certain warrants to purchase Common Stock that do not meet the requirements for classification as equity are classified as liabilities. In such instances, net-cash settlement is assumed for financial reporting purposes, even when the terms of the underlying contracts do not provide for a net-cash settlement. Such financial instruments are initially recorded at fair value with subsequent changes in fair value charged (credited) to operations in each reporting period. If these instruments subsequently meet the requirements for classification as equity, the Company reclassifies the fair value to equity.

Net Loss per Common Share

Basic and diluted net loss per share of Common Stock has been computed by dividing the net loss in each period by the weighted average number of shares of Common Stock outstanding during such period. For the periods presented, options, warrants and convertible securities were anti-dilutive and therefore excluded from diluted loss per share calculations.

Registration Payment Arrangements

At each reporting date, the Company assesses the probability of it transferring consideration under its registration payment arrangements. If at any time it determines that such an event is probable and the amount can be reasonably estimated, the amount of such an obligation is recognized as a liability with a charge to earnings. Future changes in that liability will also be charged (credited) to earnings. At the date the Registration Rights Agreement (see Note 11) was entered into and at December 31, 2010, the Company did not conclude that it was probable that they will be obligated to transfer any consideration under the terms of this Registration Rights Agreement.

Recent Accounting Pronouncements

In October 2009, the Financial Accounting Standards Board ("FASB") issued two related accounting pronouncements, Accounting Standards Update ("ASU") 2009-13 and ASU 2009-14, relating to revenue recognition. One pronouncement provides guidance on allocating the consideration in a multiple-deliverable revenue arrangement and requires additional disclosure, while the other pronouncement provides guidance specific to revenue arrangements that include software elements. Both of these pronouncements are effective prospectively for revenue arrangements entered into or materially modified in fiscal years beginning on or after June 15, 2010 and both must be adopted together. The Company does not expect the adoption of these pronouncements to have a material impact on its consolidated financial statements.

InVivo Therapeutics Holdings Corp.
(A Development Stage Company)

Notes to Consolidated Financial Statements (Continued)

SIGNIFICANT ACCOUNTING POLICIES (concluded)

In January 2010, the FASB issued ASU 2010-06, Fair Value Measurements and Disclosures (Topic 820), Improving Disclosures about Fair Value Measurements. This Update requires new disclosures and clarifies existing disclosures regarding recurring and nonrecurring fair value measurements to provide increased transparency to users of the financial statements. The new disclosures and clarification of existing disclosures are effective for interim and annual periods beginning after December 15, 2009, except for the disclosures pertaining to the roll forward of activity for Level 3 fair value measurements, which are effective for fiscal years beginning after December 15, 2010, and for interim periods within those fiscal years. The adoption of this Update on January 1, 2010 did not have a material impact on the Company's consolidated financial statements.

In April 2010, the FASB issued ASU 2010-17, Revenue Recognition — Milestone Method. ASU 2010-17 provides guidance in applying the milestone method of revenue recognition to research or development arrangements. Under this guidance, management may recognize revenue contingent upon the achievement of a milestone in its entirety, in the period in which the milestone is achieved, only if the milestone meets all the criteria within the guidance to be considered substantive. This ASU is effective on a prospective basis for research and development milestones achieved in fiscal years, beginning on or after June 15, 2010. Early adoption is permitted; however, the Company has elected to implement ASU 2010-17 prospectively, and as a result, the effect of this guidance will be limited to future transactions. The Company does not expect the adoption of this pronouncement to have a material impact on its consolidated financial statements.

3. PROPERTY AND EQUIPMENT

Property and equipment consisted of the following:

	December 31,	
	2010	2009
Computer software and hardware	\$ 91,057	\$ 47,668
Research and lab equipment	260,728	157,855
Less accumulated depreciation	(71,604)	(31,726)
	<u>\$ 280,181</u>	<u>\$ 173,797</u>

4. OTHER ASSETS

Other assets consist of a patent licensing fee paid to license intellectual property (see Note 16). The Company is amortizing the license fee to research and development over its 15-year term.

	December 31,	
	2010	2009
Patent licensing fee	\$ 75,000	\$ 75,000
Accumulated amortization	(21,361)	(16,361)
	<u>\$ 53,639</u>	<u>\$ 58,639</u>

Amortization expense was \$5,000 in each of the years ended December 31, 2010 and 2009.

InVivo Therapeutics Holdings Corp.
(A Development Stage Company)
Notes to Consolidated Financial Statements (Continued)

5. ACCRUED EXPENSES

Accrued expenses consisted of the following:

	December 31,	
	2010	2009
Other accrued expenses	\$ 45,053	\$ 138,750
Accrued payroll	179,629	18,969
Accrued vacation	22,865	15,865
Deferred compensation	—	120,000
	<u>\$ 247,547</u>	<u>\$ 293,584</u>

Deferred compensation represented amounts owed to the Chief Executive Officer (“CEO”) with respect to annual bonuses granted but not paid. All deferred compensation was paid in the year ended December 31, 2010.

6. FAIR VALUES OF ASSETS AND LIABILITIES

The Company groups its assets and liabilities generally measured at fair value in three levels, based on the markets in which the assets and liabilities are traded and the reliability of the assumptions used to determine fair value.

Level 1 – Valuation is based on quoted prices in active markets for identical assets or liabilities. Level 1 assets and liabilities generally include debt and equity securities that are traded in an active exchange market. Valuations are obtained from readily available pricing sources for market transactions involving identical assets or liabilities.

Level 2 – Valuation is based on observable inputs other than Level 1 prices, such as quoted prices for similar assets or liabilities; quoted prices in markets that are not active; or other inputs that are observable or can be corroborated by observable market data for substantially the full term of the assets or liabilities.

Level 3 – Valuation is based on unobservable inputs that are supported by little or no market activity and that are significant to the fair value of the assets or liabilities. Level 3 assets and liabilities include financial instruments whose value is determined using pricing models, discounted cash flow methodologies, or similar techniques, as well as instruments for which the determination of fair value requires significant management judgment or estimation.

The Company uses valuation methods and assumptions that consider among other factors the fair value of the underlying stock, risk-free interest rate, volatility, expected life and dividend rates in estimating fair value for the warrants considered to be derivative instruments.

InVivo Therapeutics Holdings Corp.
(A Development Stage Company)
Notes to Consolidated Financial Statements (Continued)

FAIR VALUES OF ASSETS AND LIABILITIES (concluded)

Assets and liabilities measured at fair value on a recurring basis are summarized below:

	December 31, 2010			Fair Value
	Level 1	Level 2	Level 3	
Liabilities:				
Derivative warrant liability	\$ —	\$ 10,647,190	—	\$ 10,647,190

	December 31, 2009			Fair Value
	Level 1	Level 2	Level 3	
Liabilities:				
Derivative warrant liability	\$ —	\$ —	—	\$ —

7. LOANS PAYABLE

Loans payable consisted of the following:

	December 31,	
	2010	2009
Advances from related party	\$ —	\$ 90,985
Note payable-Massachusetts Life Science Center	—	500,000
	<u>\$ —</u>	<u>\$ 590,985</u>

Advances from related party represent cash advances received from CEO and majority shareholder which permitted the Company to continue to fund its operations until it raised additional capital. Interest accrued on these advances at an annual rate of 8%. Interest expense related to Advances from related party was \$3,227 and \$8,437 in the years ended December 31, 2010 and 2009, respectively.

The Company issued a \$500,000 Note Payable in June 2009 to the Massachusetts Life Science Center, an independent public agency of the State of Massachusetts. The Company received the \$500,000 of funding from the Massachusetts Life Science Accelerator Program which was established for the purpose of providing seed capital to promising early stage life science companies. The terms of the Note Payable called for full repayment upon the earlier of five years, the sale of the Company or a financing that raises minimum net proceeds of \$5,000,000. Interest accrued on the Note Payable at an annual rate of 10% and is payable at maturity. Interest expense related to the Note Payable was \$42,726, and \$25,205 for the years ended December 31, 2010 and 2009, respectively. In October 2010, the \$500,000 loan was repaid together with accrued interest of \$67,931.

8. CONVERTIBLE NOTES PAYABLE

Since inception, the Company issued Convertible Notes Payable to investors totaling \$4,181,000. In the years ended December 31, 2010 and 2009, these notes provided cash proceeds of \$200,000 and \$1,580,000, respectively. The terms of the Convertible Notes Payable include interest at 8% and stipulated that the notes convert into shares of Common Stock upon the earlier of maturity of the notes or the completion of a

InVivo Therapeutics Holdings Corp.
(A Development Stage Company)

Notes to Consolidated Financial Statements (Continued)

CONVERTIBLE NOTES PAYABLE (concluded)

Financing Round, a single financing or a series of related financings that raised a minimum of \$4,000,000 or \$5,000,000 depending on the terms of the individual notes. The notes convert at the offering price of such financing.

Certain of the notes entitled the holders to receive either a 10% or 20% discount on the conversion price if the notes were converted in connection with a Financing Round prior to the maturity date. The Company initially assessed whether a beneficial conversion feature existed on the issuance date based on the difference, if any, between the conversion price and the fair value of the Common Stock. The Company assumed the most favorable conversion price that would be in effect assuming no changes to the circumstances other than the passage of time. Based on this analysis, the Company concluded that there was no beneficial conversion feature at issuance.

However, the conversion terms are subject to change in the event of a Financing Round. Therefore, at the commitment date, the Company measured the contingent beneficial conversion feature based on the intrinsic value of the fixed percentage discount but such beneficial conversion feature was not recognized unless and until the triggering event occurs. This amount was determined by dividing the face amount of the convertible notes by the discount factor (0.90 or 0.80).

During the year ended December 31, 2009, Convertible Notes Payable with a principal balance of \$1,141,000 and accrued interest payable of \$203,366 converted at maturity into 1,472,435 shares of Common Stock.

In March 2010, the Company completed a series of financings that met the definition of a Financing Round which accelerated the conversion of certain notes prior to their maturity dates triggering the discount provisions discussed above.

During the year ended December 31, 2010, the remaining outstanding Convertible Notes Payable of \$3,040,000 and accrued interest payable of \$288,128 converted into 3,792,417 shares of Common Stock in conjunction with the Financing Round. As of December 31, 2010, all of the Convertible Notes Payable had been converted into Common Stock.

As a result of the Financing Round in March 2010, the Company recorded the previously measured contingent beneficial conversion feature as a discount on the notes and additional paid-in capital. As the discount occurred simultaneously with the conversion of the notes, the discount was immediately charged to non-cash interest expense. Accordingly, during the year ended December 31, 2010, the Company recorded a beneficial conversion feature and related non-cash interest expense of \$134,410.

Interest accrued on the outstanding balances at an annual rate of 8%. At the election of the Company, the accrued interest was to be paid in cash or in Common Stock at the time the notes were converted to Common Stock. For the year ended December 31, 2010 and 2009, the Company accrued interest expense on the notes of \$62,385 and \$169,573, respectively.

9. BRIDGE NOTES PAYABLE

From July through September 2010, the Company raised \$500,000 from the sale of 6% convertible promissory notes (the "Bridge Notes"). The Bridge Notes pay interest at 6% and had a stated maturity date

InVivo Therapeutics Holdings Corp.
(A Development Stage Company)
Notes to Consolidated Financial Statements (Continued)

BRIDGE NOTES PAYABLE (concluded)

of December 31, 2010. The Bridge Notes and all accrued interest were only convertible in the event of a Qualified Next Round Financing, as defined, at 100% of the price in that Qualified Next Round Financing. Otherwise, the Bridge Notes were to be repaid at their maturity date. In connection with the Bridge Notes, the Company also issued to Bridge Notes investors warrants to purchase 500,000 shares of Common Stock (the "Bridge Warrants"). The Bridge Warrants are exercisable for a period of five years with an exercise price of \$1.00 per share.

In order to record the Bridge Notes and Bridge Warrants, the Company allocated the proceeds first to the fair value of the Bridge Warrants. The residual was then allocated to the Bridge Notes. As a result, the Company allocated \$138,352 to the Bridge Warrants with the remainder of the proceeds allocated to the Bridge Notes. The total discount on the Bridge Notes of \$138,352 was recognized as non-cash interest expense over the term of the Bridge Notes and was expensed to interest expense in 2010.

In order to determine if a beneficial conversion feature existed, the Company compared the effective conversion price of the Bridge Notes to the commitment date fair value of the Common Stock and determined a beneficial conversion feature in the amount of \$138,352. However, since the Bridge Notes were only convertible in the event of a Qualified Next Round Financing, this was determined to be a contingent beneficial conversion feature not to be recognized unless and until the triggering event occurs.

In October 2010, the Company completed a private placement of Common Stock (see Note 11) which met the definition of a Qualified Next Round Financing. The Bridge Notes and accrued interest of \$4,597 converted into 504,597 Units, with each unit consisting of one share of Common Stock and one warrant to purchase Common Stock at \$1.40 per share. As a result of the Qualified Next Round Financing, the contingent beneficial conversion feature of \$138,352 was recognized as a further discount on the Bridge Notes and additional paid-in capital on the date of conversion. Since the conversion took place simultaneously with the Qualified Next Round Financing, this discount of \$138,352 was immediately charged to non-cash interest expense.

The Company engaged a registered broker-dealer as a placement agent (the "Placement Agent") in conjunction with the Bridge Notes. As compensation, the Placement Agent received a warrant to purchase 100,000 shares of Common Stock at an exercise price of \$1.00 per share. The fair value of the warrants issued to the Placement Agent of \$40,373 was recorded as a debt issuance cost and amortized to non-cash interest expense over the term of the Bridge Notes.

For the year ended December 31, 2010, interest expense related to the Bridge Notes, including amortization of the discount and debt issuance costs, was \$321,674.

The warrants issued to the Bridge Notes investors and the Placement Agent have provisions that include anti-dilution protection and under certain conditions, grant the right to the holder to request the Company to repurchase the warrant, and are therefore accounted for as derivative liabilities (see Note 11).

10. INCOME TAXES

No provision or benefit for federal or state income taxes has been recorded, as the Company has incurred a net loss for all of the periods presented, and the Company has provided a valuation allowance against its deferred tax assets.

InVivo Therapeutics Holdings Corp.
(A Development Stage Company)
Notes to Consolidated Financial Statements (Continued)

INCOME TAXES (continued)

At December 31, 2010 and 2009, the Company had federal and Massachusetts net operating loss carryforwards of approximately \$8,719,000, and \$5,491,000, respectively, of which federal carryforwards will expire in varying amounts beginning in 2021. Massachusetts net operating losses begin to expire in 2011. Utilization of net operating losses may be subject to substantial annual limitations due to the “change in ownership” provisions of the Internal Revenue Code, and similar state provisions. The annual limitations may result in the expiration of net operating losses before utilization. The Company also had research and development tax credit carryforwards at December 31, 2010 and 2009 of approximately \$238,000 and \$154,000, respectively, which will begin to expire in 2018 unless previously utilized.

Significant components of the Company’s net deferred tax asset are as follows:

	December 31,	
	2010	2009
Net operating loss carryforward	\$ 3,016,062	\$ 1,612,965
Research and development credit carryforward	120,315	154,077
Stock based Compensation	382,295	86,150
Deferred compensation	52,200	48,324
Accrued interest	—	114,209
Charitable contributions	17,751	3,533
Subtotal	3,588,623	2,019,258
Valuation allowance	(3,588,623)	(2,019,258)
Net deferred tax asset	\$ —	\$ —

The Company has maintained a full valuation allowance against its deferred tax assets in all periods presented. A valuation allowance is required to be recorded when it is more likely than not that some portion or all of the net deferred tax assets will not be realized. Since the Company cannot be assured of generating taxable income and thereby realizing the net deferred tax assets, a full valuation allowance has been provided. In the years ended December 31, 2010 and 2009, the valuation allowance increased by \$1,569,000 and \$1,044,000, respectively.

The Company has no uncertain tax positions at December 31, 2010 and 2009 that would affect its effective tax rate. The Company does not anticipate a significant change in the amount of uncertain tax positions over the next twelve months. Since the Company is in a loss carryforward position, the Company is generally subject to US federal and state income tax examinations by tax authorities for all years for which a loss carryforward is available.

InVivo Therapeutics Holdings Corp.
(A Development Stage Company)
Notes to Consolidated Financial Statements (Continued)

INCOME TAXES (concluded)

Income tax benefits computed using the federal statutory income tax rate differs from the Company's effective tax rate primarily due to the following:

	December 31,	
	2010	2009
Statutory tax rate	34.0%	34.0%
State taxes, net of federal benefit	2.7%	6.2%
Permanent differences (derivative loss and other)	-19.3%	0.2%
R&D tax credit	0.7%	1.6%
Increase in valuation reserve	-18.1%	-41.6%
Effective tax rate	<u>0%</u>	<u>0%</u>

11. COMMON STOCK

The Company has authorized 100,000,000 shares of Common Stock, \$0.00001 par value per share, of which 51,647,171 shares and 26,259,515 shares were issued and outstanding as of December 31, 2010 and 2009, respectively.

At inception in 2005, the Company issued its founders 24,787,080 shares of Common Stock with a par value of \$248 for no consideration.

In 2009, the Company issued 1,472,435 shares of Common Stock to the holders of Convertible Notes Payable upon conversion of these notes. At the conversion dates, the principal balance of \$1,141,000 and accrued interest payable of \$203,366 were converted into Common Stock at a price of \$0.91 per share.

In March 2010, the Company sold 1,095,258 shares of Common Stock to an investor at a price per share of \$0.91 and the Company received cash proceeds of \$1,000,000.

During the six months ended June 30, 2010, the Company issued 3,792,417 shares of Common Stock to the holders of Convertible Notes Payable upon the conversion of these notes. At the conversion date, the principal balance of \$3,040,000 and accrued interest payable of \$288,128 were converted into Common Stock. Certain notes provided for conversion at a discount to the \$0.91 price (see Note 8).

On October 26, 2010, in conjunction with the Merger (see Note 1), the Company issued 6,999,981 shares of Common Stock to the former shareholders of ITHC.

In connection with the Merger on October 26, 2010 and in two subsequent closings in November and December 2010, the Company completed a private placement of 13,000,000 Units of its securities for total gross proceeds of \$13,000,000 and net proceeds of \$10,927,883 ("the Offering"). Included in these amounts are 504,597 Units and \$504,597 related to the conversion of the Bridge Notes (see Note 9). Each Unit consisted of one share of Common Stock and a warrant to purchase one share of Common Stock exercisable at \$1.40 per share (the "Investor Warrants"). In conjunction with the Merger and the Offering, the Company issued to an attorney 500,000 shares of its Common Stock with a fair value of \$500,000. This was considered a stock issuance cost and was therefore recorded as both a debit and credit to additional paid-in capital.

InVivo Therapeutics Holdings Corp.
(A Development Stage Company)
Notes to Consolidated Financial Statements (Continued)

COMMON STOCK (continued)

In order to account for the Units, the Company allocated the proceeds between the Common Stock and warrants first to the fair value of the warrants with the residual allocated to the Common Stock. As a result, the Company allocated \$4,475,791 to the warrants with the remainder of the proceeds allocated to the Common Stock. The fair value of the Placement Agent warrants, \$2,040,091, was recorded as a warrant derivative liability and a stock issuance cost net against the gross proceeds received.

In October 2010, the Company issued 500,000 shares of Common Stock with a fair value of approximately \$500,000 for legal services related to the Merger and related transactions. These shares were considered non-cash stock issuance costs and were recorded as a debit and credit to additional paid-in capital.

In connection with the Offering, the Company paid the Placement Agent a commission of 10% of the funds raised from such investors in the Offering. In addition, the Placement Agent received a non-accountable expense allowance equal to 3% of the proceeds raised in the Offering as well as warrants to purchase a number of shares of Common Stock equal to 20% of the number of common shares underlying Units sold to investors in the Offering. As a result of the foregoing arrangement, the Placement Agent was paid commissions and expenses of \$1,690,000 and was issued warrants to purchase (i) 2,600,000 shares of Common Stock at an exercise price of \$1.00 per share and (ii) 2,600,000 shares of Common Stock at an exercise price of \$1.40 per share. Other cash expenses related to the private placement totaled \$382,117.

Registration Rights Agreement

In connection with the Offering, the Company entered into a Registration Rights Agreement with the private placement investors, whereby the Company agreed to register common stock as defined in the agreement. The Company is required to file within 90 days of the date of the final closing (the "Filing Deadline"), a registration statement registering for resale all shares of Common Stock issued in the private placement, including Common Stock (i) included in the Units; and (ii) issuable upon exercise of the Investor Warrants. The Company has agreed to use its reasonable efforts to have the registration statement declared effective within 180 days of filing the registration statement (the "Effectiveness Deadline"). If the Registration Statement is not filed on or before the Filing Deadline or not declared effective on or before the Effectiveness Deadline, the Company shall pay to each holder of registrable securities an amount in cash equal to one-half of one percent (0.5%) of such holder's investment in the Offering or in the Bridge Financing on every thirty (30) day anniversary of such Filing Deadline or Effectiveness Deadline failure until such failure is cured. The payment amount shall be prorated for partial thirty (30) day periods. The maximum aggregate amount of payments to be made by the Company as the result of such failures, whether by reason of a Filing Deadline failure, Effectiveness Deadline failure or any combination thereof, shall be an amount equal to 9% of each Unit holder's investment amount. The Company shall keep the Registration Statement effective for one (1) year from the date it is declared effective by the SEC or until Rule 144 of the Securities Act is available to the investors with respect to all of their shares, whichever is earlier.

InVivo Therapeutics Holdings Corp.
(A Development Stage Company)
Notes to Consolidated Financial Statements (Continued)

COMMON STOCK (concluded)***Common Stock Reserves***

As of December 31, 2010, the Company had the following reserves established for the future issuance of Common Stock as follows:

Reserve for the exercise of warrants	18,800,000
Reserve for the exercise of stock options	9,415,557
Total Reserves	<u>28,215,557</u>

12. DERIVATIVE INSTRUMENTS

Certain warrants issued to the investors in the Offering, the Bridge Note investors and the Placement Agent (see Notes 10 and 11) have provisions that include anti-dilution protection and, under certain conditions, grant the right to the holder to request the Company to repurchase the warrant. Accordingly, these warrants are accounted for as derivative liabilities. The Company uses the Black-Scholes option pricing model and assumptions that consider among other factors the fair value of the underlying stock, risk-free interest rate, volatility, expected life and dividend rates in estimating fair value for the warrants considered to be derivative instruments. The fair value of these derivative instruments at December 31, 2010 was \$10,647,190 and is included as a derivative warrant liability, a current liability. Changes in fair value of the derivative financial instruments are recognized currently in the Statement of Operations as a derivatives gain or loss. The warrant derivative loss for the year ended December 31, 2010 was \$3,952,582 and was included in other income (expense) in the consolidated statement of operations. There was no derivatives loss for the year ended December 31, 2009.

The assumptions used principally in determining the fair value of warrants were as follows:

	December 31, 2010
Risk-free interest rate	2.0%
Expected dividend yield	0%
Contractual Term	4.7-4.9 years
Expected volatility	50%

The primary underlying risk exposure pertaining to the warrants is the change in fair value of the underlying Common Stock for each reporting period.

13. STOCK OPTIONS

In 2007, the Company adopted the 2007 Employee, Director and Consultant Stock Plan (the "2007 Plan"). Pursuant to the 2007 Plan, the Company's Board of Directors (or committees and/or executive officers delegated by the Board of Directors) may grant incentive and nonqualified stock options to the Company's employees, officers, directors, consultants and advisors. As of December 31, 2010, there were options to purchase an aggregate of 5,915,557 shares of Common Stock outstanding under the 2007 Plan and no shares available for future grants under the 2007 Plan.

On October 25, 2010, the Company's Board of Directors adopted the 2010 Equity Incentive Plan, subject to shareholder approval (the "2010 Plan"). The 2010 Plan provides for grants of incentive stock options to

InVivo Therapeutics Holdings Corp.
(A Development Stage Company)
Notes to Consolidated Financial Statements (Continued)

STOCK OPTIONS (continued)

employees and nonqualified stock options and restricted Common Stock to employees, consultants and non-employee directors of the Company. As of December 31, 2010, the number of shares authorized for issuance under the 2010 Plan was 3,500,000 shares. As of December 31, 2010, there were options to purchase an aggregate of 280,000 shares of Common Stock outstanding under the 2010 Plan and 3,220,000 shares available for future grants under the 2010 Plan. If shareholder approval is not obtained by October 25, 2011, all awards granted under the 2010 Plan will terminate. In addition, no award under the 2010 Plan will become exercisable until shareholder approval has been obtained and a registration statement on Form S-8 has been filed with the SEC.

Options issued under the 2007 Plan and the 2010 Plan, (collectively the “Plans”) are exercisable for up to 10 years from the date of issuance.

Share-based compensation

For stock options issued and outstanding during the years ended December 31, 2010 and 2009, the Company recorded non-cash, stock-based compensation expense of \$664,908 and \$171,059, respectively, each net of estimated forfeitures.

The fair value of each option award is estimated on the date of grant using the Black-Scholes option pricing model that uses the assumptions noted in the following table. Due to its limited operating history and limited number of sales of its Common Stock, the Company estimated its volatility in consideration of a number of factors including the volatility of comparable public companies. The Company uses historical data, as well as subsequent events occurring prior to the issuance of the financial statements, to estimate option exercises and employee terminations within the valuation model. The expected term of options granted under the Company’s stock plans, all of which qualify as “plain vanilla,” is based on the average of the contractual term (generally 10 years) and the vesting period (generally 48 months). For non-employee options, the expected term is the contractual term. The risk-free rate is based on the yield of a U.S. Treasury security with a term consistent with the option.

The assumptions used principally in determining the fair value of options granted to employees were as follows:

	December 31,	
	2010	2009
Risk-free interest rate	1.63% - 3.05%	2.68%
Expected dividend yield	0%	0%
Expected term (employee grants)	6.25 years	6.25 years
Expected volatility	49.12%	50.1110%

InVivo Therapeutics Holdings Corp.
(A Development Stage Company)
Notes to Consolidated Financial Statements (Continued)

STOCK OPTIONS (concluded)

A summary of option activity under the Company's stock plans and options granted to officers of the Company outside any plan as of December 31, 2010 and 2009 and changes during the years then ended is presented below:

Options	Shares	Weighted Average Exercise Price	Weighted Average Remaining Contractual Term in Years	Aggregate Intrinsic Value
Outstanding at December 31, 2008	2,980,729	\$ 0.07		
Granted	963,941	\$ 0.86		
Forfeited	(82,624)	\$ 0.07		
Outstanding at December 31, 2009	3,862,046	\$ 0.27		
Granted	2,333,511	\$ 1.13		
Outstanding at December 31, 2010	6,195,557	\$ 0.59	8.31	\$10,322,073
Vested at December 31, 2010	2,406,112	\$ 0.15	7.04	\$ 5,072,223

The weighted average grant-date fair value of options granted during the years ended December 31, 2010 and 2009 was \$0.55 and \$0.45 per share, respectively. The total fair value of options that vested in the years ended December 31, 2010 and 2009 was \$962,810 and \$346,976, respectively. As of December 31, 2010 and 2009, there was approximately \$2,236,133 and \$1,026,595 of total unrecognized compensation expense, respectively, related to non-vested share-based option compensation arrangements. The unrecognized compensation expense is estimated to be recognized over a period of 2.95 and 2.72 years at December 31, 2010 and 2009, respectively.

14. WARRANTS

The following presents information about warrants to purchase Common Stock issued and outstanding at December 31, 2010:

Year Issued	Number of Warrants	Exercise Price	Date of Expiration
2010	15,600,000	\$ 1.40	10/26/2015 - 12/3/2015
2010	3,200,000	1.00	9/26/2015 - 12/3/2015
Total	18,800,000		
Weighted average exercise price		\$ 1.33	
Weighted average life in years			4.8

15. EMPLOYEE BENEFIT PLAN

In November 2006, the Company adopted a 401(k) plan (the "Plan") covering all employees. Employees must be 21 years of age in order to participate in the Plan. Under the Plan, the Company has the option to make matching contributions but has elected not to do so.

InVivo Therapeutics Holdings Corp.
(A Development Stage Company)

Notes to Consolidated Financial Statements (Continued)

16. INTELLECTUAL PROPERTY LICENSE

The Company has obtained a world-wide exclusive license (the “CMCC License”) for patents co-owned by Massachusetts Institute of Technology and Harvard’s Children’s Hospital covering the use of biopolymers to treat spinal cord injuries, and to promote the survival and proliferation of human stem cells in the spinal cord. The CMCC License has a 15-year term, or as long as the life of the last expiring patent right, whichever is longer, unless terminated earlier by the licensor. In connection with the CMCC License, the Company paid an initial \$75,000 licensing fee (see Note 3) and is required to pay certain annual maintenance fees, milestone payments and royalties. All costs associated with maintenance of the CMCC License are expensed as incurred.

17. COMMITMENTS AND CONTINGENCIES

Legal Settlement

In 2009, the Company filed a lawsuit against a party alleging damages from a breach of a contract under which the party was providing services to the Company. In exchange for a payment of \$383,000 from the party, the Company agreed to dismiss the lawsuit. The \$383,000 received was recorded as other income in the Statement of Operations in the year ended December 31, 2009.

Operating Lease

On November 15, 2010, the Company entered into a commercial lease for 1,200 square feet of office and laboratory space in Medford, MA. The term of this lease is for two years with monthly payments of approximately \$3,900.

Pursuant to the terms of the non-cancelable lease agreement in effect at December 31, 2010, future minimum rent commitments are as follows:

<u>Year Ended December 31,</u>	
2011	\$47,061
2012	43,139
Total	\$90,200

Total rent expense for the years ended December 31, 2010 and 2009, including month-to-month leases, was approximately \$270,000 and \$123,000.

18. RESTATEMENT

The Company is restating its 2010 financial statements to correct an error related to the accounting for derivative liabilities. The error related to the process of allocating the proceeds of a financing to two instruments when one of those instruments was a derivative liability. Originally, the Company allocated the proceeds using the relative fair value of the two instruments with the derivative liability being recorded at its fair value and any difference between the relative fair value and fair value being charged to a derivative gain or loss upon issuance. The purpose of this restatement is to first allocate the proceeds to the derivative to the extent of its fair value with the residual allocated to the common stock.

InVivo Therapeutics Holdings Corp.
(A Development Stage Company)
Notes to Consolidated Financial Statements (Continued)

RESTATEMENT (concluded)

The December 31, 2010 balance sheet line items were impacted by the following amounts:

Additional paid-in capital	\$(1,146,312)
Deficit accumulated during the development stage	1,146,312

The statement of operations line items were impacted as follows:

	Year Ended December 31, 2010	Period from November 28, 2005 (inception) to December 31, 2010
Derivatives losses	\$ 1,146,312	\$ 1,146,312
Net loss	\$ 1,146,312	\$ 1,146,312
Net loss per share, basic and fully diluted	\$ 0.03	\$ 0.05

The statement of changes in stockholders' equity for the year ended December 31, 2010 line items were impacted as follows:

Issuance of common stock in private Placement, net of stock issuance costs of \$2,072,117 and non-cash stock issuance costs of \$5,369,570	\$(1,146,312)
Net loss	1,146,312

19. SUBSEQUENT EVENT

Subsequent to December 31, 2010, the Company issued 27,541 shares of Common Stock upon exercise of stock options.

InVivo Therapeutics Holdings Corp.
(A Developmental Stage Company)

Consolidated Balance Sheets

	As of	
	March 31, 2011	December 31, 2010
	Unaudited (Restated)	
ASSETS:		
Current assets:		
Cash and cash equivalents	\$ 6,864,118	\$ 8,964,194
Restricted cash	105,000	—
Prepaid expenses	461,989	81,166
Total current assets	7,431,107	9,045,360
Property and equipment, net	500,566	280,181
Other assets	52,389	53,639
Total assets	<u>\$ 7,984,062</u>	<u>\$ 9,379,180</u>
LIABILITIES AND STOCKHOLDERS' DEFICIT:		
Current liabilities:		
Accounts payable	\$ 294,036	\$ 336,945
Capital lease payable-current portion	29,620	—
Derivative warrant liability	10,525,843	10,647,190
Accrued expenses	97,025	247,547
Total current liabilities	10,946,524	11,231,682
Capital lease payable-less current portion	58,712	—
Total liabilities	<u>11,005,236</u>	<u>11,231,682</u>
Commitments and contingencies		
Stockholders' deficit:		
Common stock , \$0.00001 par value; authorized 100,000,000 shares, issued and outstanding 51,674,712 and 51,647,171 shares outstanding at March 31, 2011 and December 31, 2010, respectively	516	516
Additional paid-in capital	11,345,147	11,235,829
Deficit accumulated during the development stage	(14,366,837)	(13,088,847)
Total stockholders' deficit	<u>(3,021,174)</u>	<u>(1,852,502)</u>
Total liabilities and stockholders' deficit	<u>\$ 7,984,062</u>	<u>\$ 9,379,180</u>

See notes to the consolidated financial statements.

InVivo Therapeutics Holdings Corp.
(A Developmental Stage Company)
Consolidated Statements of Operations
(Unaudited)

	Three Months Ended March 31,		Period from November 28, 2005 (inception) to March 31, 2011 (Restated)
	<u>2011</u>	<u>2010</u>	
Operating expenses:			
Research and development	\$ 636,323	\$ 157,384	\$ 5,793,093
General and administrative	<u>764,319</u>	<u>224,670</u>	<u>4,084,201</u>
Total operating expenses	<u>1,400,642</u>	<u>382,054</u>	<u>9,877,294</u>
Operating loss	<u>(1,400,642)</u>	<u>(382,054)</u>	<u>(9,877,294)</u>
Other income (expense):			
Other income	—	—	383,000
Interest income	2,818	87	14,108
Interest expense	(1,513)	(72,021)	(1,055,168)
Derivatives gain (loss)	<u>121,347</u>	<u>—</u>	<u>(3,831,235)</u>
Other income (expense), net	<u>122,652</u>	<u>(71,934)</u>	<u>(4,489,295)</u>
Net loss	<u>\$ (1,277,990)</u>	<u>\$ (453,988)</u>	<u>\$(14,366,589)</u>
Net loss per share, basic and diluted	<u>\$ (0.02)</u>	<u>\$ (0.02)</u>	<u>\$ (0.52)</u>
Weighted average number of common shares outstanding, basic and diluted	<u>51,660,942</u>	<u>26,259,515</u>	<u>27,737,458</u>

See notes to the consolidated financial statements.

InVivo Therapeutics Holdings Corp.
(A Developmental Stage Company)
Consolidated Statements of Cash Flows
(Unaudited)

	Three Months Ended March 31,		Period from November 28, 2005 (inception) to March 31, 2011 (Restated)
	2011	2010	
Cash flows from operating activities:			
Net loss	\$ (1,277,990)	\$ (453,988)	\$ (14,366,589)
Adjustments to reconcile net loss to net cash used in operating activities:			
Depreciation and amortization expense	27,979	11,488	120,944
Non-cash derivatives (gain) loss	(121,347)	—	3,831,235
Non-cash interest expense	—	33,620	962,835
Share-based compensation expense	107,319	109,126	986,158
Changes in operating assets and liabilities:			
Restricted cash	(105,000)	—	(105,000)
Prepaid expenses	(380,823)	8,089	(461,989)
Other assets	—	—	(75,000)
Accounts payable	(42,909)	(31,669)	294,037
Accrued interest payable	—	(29,100)	(15,256)
Accrued expenses	(150,522)	(79,494)	97,025
Net cash used in operating activities	<u>(1,943,293)</u>	<u>(431,928)</u>	<u>(8,731,600)</u>
Cash flows from investing activities:			
Purchases of property and equipment	<u>(153,574)</u>	<u>(10,537)</u>	<u>(505,359)</u>
Net cash used in investing activities	<u>(153,574)</u>	<u>(10,537)</u>	<u>(505,359)</u>
Cash flows from financing activities:			
Proceeds from issuance of convertible notes payable	—	200,000	4,181,000
Proceeds from convertible bridge notes	—	—	500,000
(Repayment of) proceeds from loans payable and capital lease	—	45,000	—
Principal payments on capital lease obligation	(5,208)	—	(5,208)
Proceeds from issuance of common stock and warrants	1,999	—	11,425,285
Net cash provided (used in) by financing activities	<u>(3,209)</u>	<u>245,000</u>	<u>16,101,077</u>
Decrease (Increase) in cash and cash equivalents	(2,100,076)	(197,465)	6,864,118
Cash and cash equivalents at beginning of period	8,964,194	226,667	—
Cash and cash equivalents at end of period	<u>\$ 6,864,118</u>	<u>\$ 29,202</u>	<u>\$ 6,864,118</u>

(continued)

See notes to the consolidated financial statements.

InVivo Therapeutics Holdings Corp.
(A Developmental Stage Company)
Consolidated Statements of Cash Flows (Concluded)
(Unaudited)

	Three Months Ended March 31,		Period from November 28, 2005 (inception) to March 31, 2011
	2011	2010	
Supplemental disclosure of cash flow information and non-cash transactions:			
Cash paid for interest	\$ 416	\$ —	\$ 97,933
Conversion of convertible notes payable and accrued interest into common stock	\$ —	\$3,328,128	\$4,672,484
Conversion of convertible bridge note payable and accrued interest into common stock	\$ —	\$ —	\$ 504,597
Asset acquired through capital lease obligation	\$93,540	\$ —	\$ 93,540
Beneficial conversion feature on convertible and bridge notes payable	\$ —	\$ —	\$ 134,410
Fair value of warrants issued in connection with bridge notes payable	\$ —	\$ —	\$ 178,726
Issuance of founders shares	\$ —	\$ —	\$ 248

See notes to the consolidated financial statements.

InVivo Therapeutics Holdings Corp.
(A Development Stage Company)
Notes to Consolidated Financial Statements
Period Ended March 31, 2011 (Unaudited)

1. NATURE OF OPERATIONS AND BASIS OF PRESENTATION

Business

InVivo Therapeutics Corporation (“InVivo”) was incorporated on November 28, 2005 under the laws of the State of Delaware. InVivo is developing and commercializing biopolymer scaffolding devices for the treatment of spinal cord injuries. The biopolymer devices are designed to protect the damaged spinal cord from further secondary injury and promote neuroplasticity, a process where functional recovery can occur through the rerouting of signaling pathways to the spared healthy tissue.

Since its inception, InVivo has devoted substantially all of its efforts to business planning, research and development, recruiting management and technical staff, acquiring operating assets and raising capital. Accordingly, InVivo is considered to be in the development stage.

Reverse Merger

On October 26, 2010, InVivo completed a reverse merger transaction (the “Merger”) with InVivo Therapeutics Holdings Corporation (formerly Design Source, Inc.) (“ITHC”), a publicly traded company incorporated under the laws of the State of Nevada. InVivo became a wholly owned subsidiary of ITHC, which continues to operate the business of InVivo. As part of the Merger, ITHC issued 31,147,190 shares of its Common Stock to the holders of InVivo common stock on October 26, 2010 in exchange for the 2,261,862 outstanding common shares of InVivo and also issued 500,000 shares to its legal counsel in consideration for legal services provided. All share and per share amounts presented in these consolidated financial statements have been retroactively restated to reflect the 13.7706 exchange ratio of InVivo shares for ITHC shares in the Merger. Immediately prior to the Merger, ITHC had 6,999,981 shares of Common Stock outstanding.

The Merger was a “reverse merger,” and InVivo is deemed to be the acquirer and ongoing operating company. The Merger was recorded as a recapitalization of InVivo, equivalent to the issuance of common stock by InVivo for the net monetary assets of ITHC accompanied by a recapitalization. At the date of the Merger, the 6,999,981 outstanding ITHC shares were reflected as an issuance of InVivo common stock to the prior shareholders of ITHC. ITHC had no net monetary assets as of the Merger so this issuance was recorded as a reclassification between additional paid-in capital and par value of Common Stock.

The historical consolidated financial statements are those of InVivo as the acquirer. The post-merger combination of ITHC and InVivo is referred to throughout these notes to consolidated financial statements as the “Company.” Subsequent to the Merger, the Company completed three closings as part of a private placement.

On October 26, 2010, in connection with the Merger described above, ITHC transferred all of its operating assets and liabilities to its wholly-owned subsidiary, D Source Split Corp., a company organized under the laws of Nevada (“DSSC”). DSSC was then split-off from ITHC through the sale of all outstanding shares of DSSC (the “Split-Off”). The assets and liabilities of ITHC were transferred to the Split-Off Shareholders in the Split-Off. ITHC executed a split off agreement with the Split-Off Shareholders which obligates the Split-Off Shareholders to assume all prior liabilities associated with Design Source, Inc. and all DSSC liabilities. In conjunction with the Split-Off, certain shareholders of ITHC surrendered for cancellation shares of ITHC common stock for no additional consideration. The purpose of the Split-Off was to make ITHC a shell company with no assets or liabilities in order to facilitate the Merger. Although all transactions related to the Merger occurred simultaneously, the Split-Off, including the cancellation of shares, was

InVivo Therapeutics Holdings Corp.
(A Development Stage Company)
Notes to Consolidated Financial Statements
Period Ended March 31, 2011 (Unaudited)

considered to have occurred immediately prior to the Merger for accounting purposes. As the acquiree in a reverse merger with a shell company, the historical financial statements of ITHC are not presented and these ITHC transactions are not reflected in the Company's accompanying consolidated financial statements.

Basis of Presentation

The accompanying unaudited consolidated financial statements have been prepared in conformity with generally accepted accounting principles in the United States ("GAAP") consistent with those applied in, and should be read in conjunction with, the Company's audited financial statements and related footnotes for the year ended December 31, 2010 included in the Company's Annual Report on Form 10-K as filed with the United States Securities and Exchange Commission ("SEC") on March 24, 2011. The unaudited consolidated financial statements reflect all adjustments, consisting only of normal recurring adjustments, which are, in the opinion of management, necessary for a fair presentation of the Company's financial position as of March 31, 2011 and its results of operations and cash flows for the interim periods presented and are not necessarily indicative of results for subsequent interim periods or for the full year. The interim financial statements do not include all of the information and footnotes required by GAAP for complete financial statements as allowed by the relevant SEC rules and regulations; however, the Company believes that its disclosures are adequate to ensure that the information presented is not misleading.

2. CASH AND CASH EQUIVALENTS

As of March 31, 2011, the Company held \$6.9 million in cash and cash equivalents. From time to time, the Company may have cash balances in financial institutions in excess of insurance limits. The Company has never experienced any losses related to these balances. All of the Company's non-interest bearing cash balances were fully insured at March 31, 2011 due to a temporary federal program in effect from December 31, 2010 through December 31, 2012. Under the program, there is no limit on the amount of insurance for eligible accounts. Beginning in 2013, insurance coverage will revert to \$250,000 per depositor at each financial institution, and non-interest bearing cash balances may again exceed federally insured limits. The Company's cash equivalents are in money market funds and certificates of deposit. The cash and cash equivalents in excess of interest-bearing accounts and non-interest bearing accounts ineligible under the program amounted to approximately \$6,097,000 as of March 31, 2011. Restricted cash represents a security deposit related to the Company's credit card account.

3. FAIR VALUE OF ASSETS AND LIABILITIES

The Company groups its assets and liabilities generally measured at fair value in three levels, based on the markets in which the assets and liabilities are traded and the reliability of the assumptions used to determine fair value.

Level 1 – Valuation is based on quoted prices in active markets for identical assets or liabilities. Level 1 assets and liabilities generally include debt and equity securities that are traded in an active exchange market. Valuations are obtained from readily available pricing sources for market transactions involving identical assets or liabilities.

Level 2 – Valuation is based on observable inputs other than Level 1 prices, such as quoted prices for similar assets or liabilities; quoted prices in markets that are not active; or other inputs that are observable or can be corroborated by observable market data for substantially the full term of the assets or liabilities.

InVivo Therapeutics Holdings Corp.
(A Development Stage Company)
Notes to Consolidated Financial Statements
Period Ended March 31, 2011 (Unaudited)

Level 3 – Valuation is based on unobservable inputs that are supported by little or no market activity and that are significant to the fair value of the assets or liabilities. Level 3 assets and liabilities include financial instruments whose value is determined using pricing models, discounted cash flow methodologies, or similar techniques, as well as instruments for which the determination of fair value requires significant management judgment or estimation.

The Company uses valuation methods and assumptions that consider among other factors the fair value of the underlying stock, risk-free interest rate, volatility, expected life and dividend rates in estimating fair value for the warrants considered to be derivative instruments.

Assets and liabilities measured at fair value on a recurring basis are summarized below:

March 31, 2011				
	Level 1	Level 2	Level 3	Fair Value
Liabilities:				
Derivative warrant liability	\$ —	\$10,525,843	—	\$10,525,843
<hr/>				
December 31, 2010				
	Level 1	Level 2	Level 3	Fair Value
Liabilities:				
Derivative warrant liability	\$ —	\$10,647,190	—	\$10,647,190

4. COMMITMENTS

Operating Lease Commitment

The Company leases approximately 1,200 square feet of laboratory and office space in Medford, Massachusetts under a lease expiring November 14, 2012. Future minimum lease payments under this operating lease are approximately as follows:

	Amount
For the years ending December 31,	
2011	\$35,296
2012	43,139
Total	<u>\$78,435</u>

The Company's rent expense under this lease was approximately \$17,000 and none for the three months ended March 31, 2011 and 2010, respectively. Total rent expense in these periods was approximately \$81,000 and \$88,000, respectively.

Other Commitments

In February 2011, the Company entered into an agreement with a contract research organization to perform non-human clinical trials. The agreement requires total payments of \$825,000 of which \$425,000 was paid upon execution of the contract. The remaining \$425,000 is expected to be paid in the third quarter of 2011.

InVivo Therapeutics Holdings Corp.
(A Development Stage Company)
Notes to Consolidated Financial Statements
Period Ended March 31, 2011 (Unaudited)

Registration Payment Arrangements

In connection with the Merger (see Note 1), the Company completed a private placement of 13,000,000 Units of its securities. The Company entered into a Registration Rights Agreement with the private placement investors, whereby the Company agreed to register common stock as defined in the agreement. The Company is required to file within 90 days of the date of the final closing (the "Filing Deadline"), a registration statement registering for resale all shares of Common Stock issued in the private placement, including Common Stock (i) included in the Units; and (ii) issuable upon exercise of the Investor Warrants. The Company has agreed to use its reasonable efforts to have the registration statement declared effective within 180 days of filing the registration statement (the "Effectiveness Deadline"). If the Registration Statement is not filed on or before the Filing Deadline or not declared effective on or before the Effectiveness Deadline, the Company shall pay to each holder of registrable securities an amount in cash equal to one-half of one percent (0.5%) of such holder's investment in the Offering or in the Bridge Financing on every thirty (30) day anniversary of such Filing Deadline or Effectiveness Deadline failure until such failure is cured. The payment amount shall be prorated for partial thirty (30) day periods. The maximum aggregate amount of payments to be made by the Company as the result of such failures, whether by reason of a Filing Deadline failure, Effectiveness Deadline failure or any combination thereof, shall be an amount equal to 9% of each Unit holder's investment amount. The Company shall keep the Registration Statement effective for one (1) year from the date it is declared effective by the SEC or until Rule 144 of the Securities Act is available to the investors with respect to all of their shares, whichever is earlier.

At each reporting date, the Company assesses the probability of it transferring consideration under its registration payment arrangements. If at any time it determines that such an event is probable and the amount can be reasonably estimated, the amount of such an obligation is recognized as a liability with a charge to earnings. Future changes in that liability will also be charged (credited) to earnings. At the date the Registration Rights Agreement was entered into and at March 31, 2011, the Company did not conclude that it was probable that they will be obligated to transfer any consideration under the terms of this Registration Rights Agreement.

5. CAPITAL LEASE OBLIGATION

At February 8, 2011, the Company entered into a capital lease agreement under which the Company leased certain laboratory equipment. Capital lease obligation consisted of the following:

	March 31, 2011	December 31, 2010
Capital lease	\$ 88,332	\$ —
Less: current portion	(29,620)	—
	<u>\$ 58,712</u>	<u>\$ —</u>

The total value of the laboratory equipment acquired under this capital lease agreement was \$124,151. The capital lease is payable in monthly installments of \$2,812 payable over thirty six months with the final payment due in January 2014. For the three months ended March 31, 2011, interest expense recorded on the capital lease was \$843 and depreciation expense was \$4,138.

InVivo Therapeutics Holdings Corp.
(A Development Stage Company)
Notes to Consolidated Financial Statements
Period Ended March 31, 2011 (Unaudited)

6. COMMON STOCK

The Company has authorized 100,000,000 shares of Common Stock, \$0.00001 par value per share, of which 51,674,712, shares and 51,647,171 shares were issued and outstanding as of March 31, 2011 and December 31, 2010, respectively.

In February 2011, the Company issued 27,541 shares of Common Stock upon the exercise of stock options and received cash proceeds of \$1,999.

7. DERIVATIVE INSTRUMENTS

Derivative financial instruments are recognized as a liability on the consolidated balance sheet and measured at fair value.

At March 31, 2011 and December 31, 2010, the Company had outstanding warrants to purchase 18,200,000 shares of its Common Stock. These warrants are considered to be derivative instruments since the agreements contain provisions that include anti-dilution protection and, under certain conditions, grant the right to the holder to request the Company to repurchase the warrant. The Company uses valuation methods and assumptions that consider among other factors the fair value of the underlying stock, risk-free interest rate, volatility, expected life and dividend rates in estimating fair value for the warrants considered to be derivative instruments. The fair value of these derivative instruments at March 31, 2011 and December 31, 2010 were \$10,525,843 and \$10,647,190, respectively. Changes in fair value of the derivative financial instruments are recognized currently in the Statement of Operations as a derivatives gain or loss. The warrant derivative gain for the three months ended March 31, 2011 was \$121,347 and was included in other income (expense) in the consolidated statement of operations. There was no derivatives gain or loss in the three months ended March 31, 2010.

The assumptions used principally in determining the fair value of warrants were as follows:

	<u>March 31, 2011</u>
Risk-free interest rate	2.35%
Expected dividend yield	0%
Contractual term	4.5-
	4.7 years
Expected volatility	50%

The primary underlying risk exposure pertaining to the warrants is the change in fair value of the underlying Common Stock for each reporting period.

8. STOCK OPTIONS

In 2007, the Company adopted the 2007 Employee, Director and Consultant Stock Plan (the "2007 Plan"). Pursuant to the 2007 Plan, the Company's Board of Directors (or committees and/or executive officers delegated by the Board of Directors) may grant incentive and nonqualified stock options to the Company's employees, officers, directors, consultants and advisors. As of March 31, 2011, there were options to purchase an aggregate of 5,888,016 shares of Common Stock outstanding under the 2007 Plan and no shares available for future grants under the 2007 Plan.

On October 26, 2010, the Company's Board of Directors adopted the 2010 Equity Incentive Plan, subject to shareholder approval (the "2010 Plan"). The 2010 Plan provides for grants of incentive stock options to employees and nonqualified stock options and restricted Common Stock to employees, consultants and non-employee directors of the Company. As of December 31, 2010, the number of shares authorized for

InVivo Therapeutics Holdings Corp.
(A Development Stage Company)
Notes to Consolidated Financial Statements
Period Ended March 31, 2011 (Unaudited)

Options issued under the 2007 Plan and the 2010 Plan (collectively the “Plans”) are exercisable for up to 10 years from the date of issuance.

Share-based compensation

For stock options issued and outstanding for the three months ended March 31, 2011, the Company recorded non-cash, stock-based compensation expense of \$107,319, net of estimated forfeitures. Included in this amount is approximately (\$34,124) of negative expense related to non-employee options that are being repriced throughout the vesting period.

The fair value of each option award is estimated on the date of grant using the Black-Scholes option pricing model that uses the assumptions noted in the following table. Due to its limited operating history and limited number of sales of its Common Stock, the Company estimated its volatility in consideration of a number of factors including the volatility of comparable public companies. The Company uses historical data, as well as subsequent events occurring prior to the issuance of the financial statements, to estimate option exercises and employee terminations within the valuation model. The expected term of options granted under the Plans, all of which qualify as “plain vanilla,” is based on the average of the contractual term (generally 10 years) and the vesting period (generally 48 months).

For non-employee options, the expected term is the contractual term. The risk-free rate is based on the yield of a U.S. Treasury security with a term consistent with the option.

The assumptions used principally in determining the fair value of options granted to employees were as follows:

	March 31, 2011
Risk-free interest rate	2.44%
Expected dividend yield	0%
Expected term (employee grants)	6.25
Expected volatility	48.44%

InVivo Therapeutics Holdings Corp.
(A Development Stage Company)
Notes to Consolidated Financial Statements
Period Ended March 31, 2011 (Unaudited)

A summary of option activity under the Plans and options granted to officers of the Company outside any plan as of March 31, 2011 and changes during the three months then ended is presented below:

<u>Options</u>	<u>Shares</u>	<u>Weighted Average Exercise Price</u>	<u>Weighted Average Remaining Contractual Term in Years</u>	<u>Aggregate Intrinsic Value</u>
Outstanding at December 31, 2010	6,195,557	\$ 0.59		
Granted	255,000	\$ 1.21		
Exercised	(27,541)	\$ 0.07		
Outstanding at March 31, 2011	<u>6,423,016</u>	\$ 0.62	<u>—</u>	<u>\$ —</u>
Exercisable at March 31, 2011	<u>2,569,416</u>	\$ 0.19	<u>6.87</u>	<u>\$5,308,494</u>

The weighted average grant-date fair value of options granted during the three months ended March 31, 2011 was \$1.21 per share. The total fair value of options that vested in the three months ended March 31, 2011 was \$103,422. As of March 31, 2011, there was approximately \$1,634,033 of total unrecognized compensation expense, related to non-vested share-based option compensation arrangements. The unrecognized compensation expense is estimated to be recognized over a period of 2.86 years at March 31, 2011.

InVivo Therapeutics Holdings Corp.
(A Development Stage Company)
Notes to Consolidated Financial Statements
Period Ended March 31, 2011 (Unaudited)

9. WARRANTS

The following presents information about warrants to purchase Common Stock issued and outstanding at March 31, 2011:

<u>Year Issued</u>	<u>Number of Warrants</u>	<u>Exercise Price</u>	<u>Date of Expiration</u>
2010	15,600,000	\$ 1.40	10/26/2015 -12/3/2015
2010	3,200,000	1.00	9/26/2015 -12/3/2015
Total	18,800,000		
Weighted average exercise price		<u>\$ 1.33</u>	
Weighted average life in years			<u>4.5</u>

10. RESTATEMENT

As a result of the Company restating its financial statements for the year ended December 31, 2010 to correct an error in its accounting for derivative instruments, the Company is restating its financial statements as of and for the period ended March 31, 2011 to reflect the impact of the 2010 restatement. The balance sheet line items were impacted by the following amounts:

Additional paid-in capital	\$(1,146,312)
Deficit accumulated during the development stage	1,146,312

The statement of operations line items were impacted by the following amounts:

	<u>Period from November 28, 2005 (inception) to March 31, 2011</u>
Derivatives gain (loss)	\$ 1,146,312
Net loss	\$ 1,146,312
Net loss per share, basic and diluted	\$ 0.04

INVIVO THERAPEUTICS HOLDINGS CORP.

26,047,200 Shares of Common Stock

PROSPECTUS

July 29, 2011